

**UNION STATION RAIL CORRIDOR ROUTING STRATEGY SCHEDULE**

Limits		Period D 01.01.2022 to 04.03.2022	Period E 05.03.2022 to 01.04.2022
<b>USRC - West</b>  Oakville: M1.3W Weston: M1.9W - MP 0.0	Mon-Thu	<b>Strategy 11+11a</b> 2000 MTWTh to 0600 TWThF UPE: eastbound C2 / westbound A1 (after 2315 C1) Lakeshore: eastbound D2 / westbound D1 Barrie+Kitchener: eastbound C2 / westbound C1	<b>Strategy 14+14a</b> 2000 MTWTh to 0600 TWThF UPE: eastbound C2 / westbound A1 (after 2315 B-C1) Lakeshore: eastbound D2 / westbound D1 Barrie+Kitchener: eastbound C2 / westbound B-C1
	Fri	<b>Strategy 11+11b</b> 2000 F to 0600 Sa UPE: eastbound C2 / westbound A1 (after 2315 C1) Lakeshore: eastbound D2 / westbound D1 Barrie+Kitchener: eastbound C2 / westbound C1	<b>Strategy 14+14b</b> 2000 F to 0600 Sa UPE: eastbound C2 / westbound A1 (after 2315 B-C1) Lakeshore: eastbound D2 / westbound D1 Barrie+Kitchener: eastbound C2 / westbound B-C1
	Sat	<b>Strategy 15+15a</b> 2000 Sa to 0600 Su UPE: eastbound C2 / westbound A1 (after 2315 C1) Lakeshore: eastbound D2 / westbound D1 Barrie+Kitchener: eastbound C2 / westbound C1 Milton: C2	<b>Strategy 18+18a</b> 2000 Sa to 0600 Su UPE: eastbound C2 / westbound A1 (after 2315 B-C1) Lakeshore: eastbound D2 / westbound D1 Barrie+Kitchener: eastbound C2 / westbound B-C1 Milton: C2
	Sun	<b>Strategy 15+15b</b> 2000 Su to 0600 M UPE: eastbound C2 / westbound A1 (after 2315 C1) Lakeshore: eastbound D2 / westbound D1 Barrie+Kitchener: eastbound C2 / westbound C1 Milton: C2	<b>Strategy 18+18b</b> 2000 Su to 0600 M UPE: eastbound C2 / westbound A1 (after 2315 B-C1) Lakeshore: eastbound D2 / westbound D1 Barrie+Kitchener: eastbound C2 / westbound B-C1 Milton: C2
<b>USRC - East</b>  MP 0.0 - Bala: M2.1E Kingston: M1.7E	Mon-Thu	<b>Strategy 11+11a</b> 2000 MTWTh to 0600 TWThF Lakeshore+Stouffville: eastbound E4 / westbound E3 Richmond Hill: E2	<b>Strategy 14+14a</b> 2000 MTWTh to 0600 TWThF Lakeshore+Stouffville: eastbound E4 (after 2330 E2) / westbound E1 Richmond Hill: E1
	Fri	<b>Strategy 11+11b</b> 2000 F to 0600 Sa Lakeshore+Stouffville: eastbound E4 / westbound E3 Richmond Hill: E2	<b>Strategy 14+14b</b> 2000 F to 0600 Sa Lakeshore+Stouffville: eastbound E4 (after 2330 E2) / westbound E1 Richmond Hill: E1
	Sat	<b>Strategy 15+15a</b> 2000 Sa to 0600 Su Lakeshore+Stouffville: eastbound E4 / westbound E3 Richmond Hill: eastbound E2 / westbound E1	<b>Strategy 18+18a</b> 2000 Sa to 0600 Su Lakeshore+Stouffville: eastbound E4 (after 2330 E2) / westbound E1 Richmond Hill: eastbound E2 / westbound E1
	Sun	<b>Strategy 15+15b</b> 2000 Su to 0600 M Lakeshore+Stouffville: eastbound E4 / westbound E3 Richmond Hill: eastbound E2 / westbound E1	<b>Strategy 18+18b</b> 2000 Su to 0600 M Lakeshore+Stouffville: eastbound E4 (after 2330 E2) / westbound E1 Richmond Hill: eastbound E2 / westbound E1

**SPECIAL EXCEPTIONS:**

January 2, 2022 will be a Saturday schedule  
 January 3, 2022 will be a Sunday schedule  
 February 20, 2022 will be a Saturday schedule  
 February 21, 2022 will be a Sunday schedule

**UNION STATION RAIL CORRIDOR ROUTING STRATEGY SCHEDULE** continued..

Limits		Period F 02.04.2022 to 06.05.2022	Period G 07.05.2022 to 24.06.2022
<b>USRC - West</b>  Oakville: M1.3W Weston: M1.9W - MP 0.0	Mon-Thu	<b>Strategy 12+12a</b> 2000 MTWTh to 0600 TWThF UPE: eastbound A1/ westbound B-C1-C2 Lakeshore: eastbound D2 / westbound A2 Barrie+Kitchener: eastbound A1 / westbound B-C1	<b>Strategy 13+13a</b> 2000 MTWTh to 0600 TWThF UPE: eastbound A1 / westbound B-C1-C2 (after 2315 B-C1) Lakeshore: eastbound A3 / westbound A2 Barrie+Kitchener: eastbound A1 / westbound B-C1
	Fri	<b>Strategy 12+12b</b> 2000 F to 0600 Sa UPE: eastbound A1/ westbound B-C1-C2 Lakeshore: eastbound D2 / westbound A2 Barrie+Kitchener: eastbound A1 / westbound B-C1	<b>Strategy 13+13b</b> 2000 F to 0600 Sa UPE: eastbound A1 / westbound B-C1-C2 (after 2315 B-C1) Lakeshore: eastbound A3 / westbound A2 Barrie+Kitchener: eastbound A1 / westbound B-C1
	Sat	<b>Strategy 16+16a</b> 2000 Sa to 0600 Su UPE: eastbound A1/ westbound B-C1-C2 Lakeshore: eastbound D2 / westbound A2 Barrie+Kitchener: eastbound A1 / westbound B-C1 Milton: A2	<b>Strategy 17+17a</b> 2000 Sa to 0600 Su UPE: eastbound A1 / westbound B-C1-C2 (after 2315 B-C1) Lakeshore: eastbound A3 / westbound A2 Barrie+Kitchener: eastbound A1 / westbound B-C1 Milton: A2
	Sun	<b>Strategy 16+16b</b> 2000 Su to 0600 M UPE: eastbound A1/ westbound B-C1-C2 Lakeshore: eastbound D2 / westbound A2 Barrie+Kitchener: eastbound A1 / westbound B-C1 Milton: A2	<b>Strategy 17+17b</b> 2000 Su to 0600 M UPE: eastbound A1 / westbound B-C1-C2 (after 2315 B-C1) Lakeshore: eastbound A3 / westbound A2 Barrie+Kitchener: eastbound A1 / westbound B-C1 Milton: A2
<b>USRC - East</b>  MP 0.0 - Bala: M2.1E Kingston: M1.7E	Mon-Thu	<b>Strategy 12+12a</b> 2000 MTWTh to 0600 TWThF Lakeshore+Stouffville: eastbound E5 / westbound E1 Richmond Hill: E1	<b>Strategy 13+13a</b> 2000 MTWTh to 0600 TWThF Lakeshore+Stouffville: eastbound E4 (after 2330 E2) / westbound E1 Richmond Hill: E1
	Fri	<b>Strategy 12+12b</b> 2000 F to 0600 Sa Lakeshore+Stouffville: eastbound E5 / westbound E1 Richmond Hill: E1	<b>Strategy 13+13b</b> 2000 F to 0600 Sa Lakeshore+Stouffville: eastbound E4 (after 2330 E2) / westbound E1 Richmond Hill: E1
	Sat	<b>Strategy 16+16a</b> 2000 Sa to 0600 Su Lakeshore+Stouffville: eastbound E5 / westbound E1 Richmond Hill: eastbound E2 / westbound E1	<b>Strategy 17+17a</b> 2000 Sa to 0600 Su Lakeshore+Stouffville: eastbound E4 (after 2330 E2) / westbound E1 Richmond Hill: eastbound E2 / westbound E1
	Sun	<b>Strategy 16+16b</b> 2000 Su to 0600 M Lakeshore+Stouffville: eastbound E5 / westbound E1 Richmond Hill: eastbound E2 / westbound E1	<b>Strategy 17+17b</b> 2000 Su to 0600 M Lakeshore+Stouffville: eastbound E4 (after 2330 E2) / westbound E1 Richmond Hill: eastbound E2 / westbound E1

**SPECIAL EXCEPTIONS:**

April 14, 2022 will be a Friday schedule  
 April 15, 2022 will be a Saturday schedule  
 May 22, 2022 will be a Saturday schedule  
 May 23, 2022 will be a Sunday schedule

**UNION STATION RAIL CORRIDOR ROUTING STRATEGY SCHEDULE** continued..

Limits		Period H 25.06.2022 to 02.09.2022	Period A 03.09.2022 to 04.11.2022
<b>USRC - West</b>  Oakville: M1.3W Weston: M1.9W - MP 0.0	Mon-Thu	<b>Strategy 14+14a</b> 2000 MTWTh to 0600 TWThF UPE: eastbound C2 / westbound A1 (after 2315 B-C1) Lakeshore: eastbound D2 / westbound D1 Barrie+Kitchener: eastbound C2 / westbound B-C1	<b>Strategy 12+12a</b> 2000 MTWTh to 0600 TWThF UPE: eastbound A1/ westbound B-C1-C2 Lakeshore: eastbound D2 / westbound A2 Barrie+Kitchener: eastbound A1 / westbound B-C1
	Fri	<b>Strategy 14+14b</b> 2000 F to 0600 Sa UPE: eastbound C2 / westbound A1 (after 2315 B-C1) Lakeshore: eastbound D2 / westbound D1 Barrie+Kitchener: eastbound C2 / westbound B-C1	<b>Strategy 12+12b</b> 2000 F to 0600 Sa UPE: eastbound A1/ westbound B-C1-C2 Lakeshore: eastbound D2 / westbound A2 Barrie+Kitchener: eastbound A1 / westbound B-C1
	Sat	<b>Strategy 18+18a</b> 2000 Sa to 0600 Su UPE: eastbound C2 / westbound A1 (after 2315 B-C1) Lakeshore: eastbound D2 / westbound D1 Barrie+Kitchener: eastbound C2 / westbound B-C1 Milton: C2	<b>Strategy 16+16a</b> 2000 Sa to 0600 Su UPE: eastbound A1/ westbound B-C1-C2 Lakeshore: eastbound D2 / westbound A2 Barrie+Kitchener: eastbound A1 / westbound B-C1 Milton: A2
	Sun	<b>Strategy 18+18b</b> 2000 Su to 0600 M UPE: eastbound C2 / westbound A1 (after 2315 B-C1) Lakeshore: eastbound D2 / westbound D1 Barrie+Kitchener: eastbound C2 / westbound B-C1 Milton: C2	<b>Strategy 16+16b</b> 2000 Su to 0600 M UPE: eastbound A1/ westbound B-C1-C2 Lakeshore: eastbound D2 / westbound A2 Barrie+Kitchener: eastbound A1 / westbound B-C1 Milton: A2
<b>USRC - East</b>  MP 0.0 - Bala: M2.1E Kingston: M1.7E	Mon-Thu	<b>Strategy 14+14a</b> 2000 MTWTh to 0600 TWThF Lakeshore+Stouffville: eastbound E4 (after 2330 E2) / westbound E1 Richmond Hill: E1	<b>Strategy 12+12a</b> 2000 MTWTh to 0600 TWThF Lakeshore+Stouffville: eastbound E5 / westbound E1 Richmond Hill: E1
	Fri	<b>Strategy 14+14b</b> 2000 F to 0600 Sa Lakeshore+Stouffville: eastbound E4 (after 2330 E2) / westbound E1 Richmond Hill: E1	<b>Strategy 12+12b</b> 2000 F to 0600 Sa Lakeshore+Stouffville: eastbound E5 / westbound E1 Richmond Hill: E1
	Sat	<b>Strategy 18+18a</b> 2000 Sa to 0600 Su Lakeshore+Stouffville: eastbound E4 (after 2330 E2) / westbound E1 Richmond Hill: eastbound E2 / westbound E1	<b>Strategy 16+16a</b> 2000 Sa to 0600 Su Lakeshore+Stouffville: eastbound E5 / westbound E1 Richmond Hill: eastbound E2 / westbound E1
	Sun	<b>Strategy 18+18b</b> 2000 Su to 0600 M Lakeshore+Stouffville: eastbound E4 (after 2330 E2) / westbound E1 Richmond Hill: eastbound E2 / westbound E1	<b>Strategy 16+16b</b> 2000 Su to 0600 M Lakeshore+Stouffville: eastbound E5 / westbound E1 Richmond Hill: eastbound E2 / westbound E1

**SPECIAL EXCEPTIONS:**

- June 30, 2022 will be a Friday schedule
- July 1, 2022 will be a Saturday schedule
- July 30, 2022 will be a Saturday schedule
- August 1, 2022 will be a Sunday schedule
- September 4, 2022 will be a Saturday schedule
- September 5, 2022 will be a Sunday schedule
- October 9, 2022 will be a Saturday schedule
- October 10, 2022 will be a Sunday schedule

**UNION STATION RAIL CORRIDOR ROUTING STRATEGY SCHEDULE** continued..

Limits		Period B 05.11.2022 to 02.12.2022	Period C 03.12.2022 to 06.01.2023
<b>USRC - West</b>  Oakville: M1.3W Weston: M1.9W - MP 0.0	Mon-Thu	<b>Strategy 11+11a</b> 2000 MTWTh to 0600 TWThF UPE: eastbound C2 / westbound A1 (after 2315 C1) Lakeshore: eastbound D2 / westbound D1 Barrie+Kitchener: eastbound C2 / westbound C1	<b>Strategy 13+13a</b> 2000 MTWTh to 0600 TWThF UPE: eastbound A1 / westbound B-C1-C2 (after 2315 B-C1) Lakeshore: eastbound A3 / westbound A2 Barrie+Kitchener: eastbound A1 / westbound B-C1
	Fri	<b>Strategy 11+11b</b> 2000 F to 0600 Sa UPE: eastbound C2 / westbound A1 (after 2315 C1) Lakeshore: eastbound D2 / westbound D1 Barrie+Kitchener: eastbound C2 / westbound C1	<b>Strategy 13+13b</b> 2000 F to 0600 Sa UPE: eastbound A1 / westbound B-C1-C2 (after 2315 B-C1) Lakeshore: eastbound A3 / westbound A2 Barrie+Kitchener: eastbound A1 / westbound B-C1
	Sat	<b>Strategy 15+15a</b> 2000 Sa to 0600 Su UPE: eastbound C2 / westbound A1 (after 2315 C1) Lakeshore: eastbound D2 / westbound D1 Barrie+Kitchener: eastbound C2 / westbound C1 Milton: C2	<b>Strategy 17+17a</b> 2000 Sa to 0600 Su UPE: eastbound A1 / westbound B-C1-C2 (after 2315 B-C1) Lakeshore: eastbound A3 / westbound A2 Barrie+Kitchener: eastbound A1 / westbound B-C1 Milton: A2
	Sun	<b>Strategy 15+15b</b> 2000 Su to 0600 M UPE: eastbound C2 / westbound A1 (after 2315 C1) Lakeshore: eastbound D2 / westbound D1 Barrie+Kitchener: eastbound C2 / westbound C1 Milton: C2	<b>Strategy 17+17b</b> 2000 Su to 0600 M UPE: eastbound A1 / westbound B-C1-C2 (after 2315 B-C1) Lakeshore: eastbound A3 / westbound A2 Barrie+Kitchener: eastbound A1 / westbound B-C1 Milton: A2
<b>USRC - East</b>  MP 0.0 - Bala: M2.1E Kingston: M1.7E	Mon-Thu	<b>Strategy 11+11a</b> 2000 MTWTh to 0600 TWThF Lakeshore+Stouffville: eastbound E4 / westbound E3 Richmond Hill: E2	<b>Strategy 13+13a</b> 2000 MTWTh to 0600 TWThF Lakeshore+Stouffville: eastbound E4 (after 2330 E2) / westbound E1 Richmond Hill: E1
	Fri	<b>Strategy 11+11b</b> 2000 F to 0600 Sa Lakeshore+Stouffville: eastbound E4 / westbound E3 Richmond Hill: E2	<b>Strategy 13+13b</b> 2000 F to 0600 Sa Lakeshore+Stouffville: eastbound E4 (after 2330 E2) / westbound E1 Richmond Hill: E1
	Sat	<b>Strategy 15+15a</b> 2000 Sa to 0600 Su Lakeshore+Stouffville: eastbound E4 / westbound E3 Richmond Hill: eastbound E2 / westbound E1	<b>Strategy 17+17a</b> 2000 Sa to 0600 Su Lakeshore+Stouffville: eastbound E4 (after 2330 E2) / westbound E1 Richmond Hill: eastbound E2 / westbound E1
	Sun	<b>Strategy 15+15b</b> 2000 Su to 0600 M Lakeshore+Stouffville: eastbound E4 / westbound E3 Richmond Hill: eastbound E2 / westbound E1	<b>Strategy 17+17b</b> 2000 Su to 0600 M Lakeshore+Stouffville: eastbound E4 (after 2330 E2) / westbound E1 Richmond Hill: eastbound E2 / westbound E1

**SPECIAL EXCEPTIONS:**

- December 26, 2022 will be a Saturday schedule
- December 27, 2022 will be a Sunday schedule
- December 31, 2022 will have a December 31 ONLY schedule
- January 1, 2022 will have a Saturday schedule
- January 2, 2022 will have a Sunday schedule

## UNION STATION RAIL CORRIDOR WORK EVENT TIMES BY TRACK

Routing Strategy	Track	Time Allowed	Signal Limits	Notes
11	CN Plant A2	2000 MTWThF to 0600 TWThFSa	Westerly Limit: 013T1 to Easterly Limit: 011T1	
14	CN Plant A2	2000 MTWThF to 0600 TWThFSa	Westerly Limit: 013T1 to Easterly Limit: 011T1	
15	CN Plant A2	2000 SaSu to 0600 SuM	Westerly Limit: 013T1 to Easterly Limit: 011T1	
18	CN Plant A2	2000 SaSu to 0600 SuM	Westerly Limit: 013T1 to Easterly Limit: 011T1	
12a	CN Plant A2	0200 MTWTh to 0400 TWThF	Westerly Limit: 013T1 to Easterly Limit: 011T1	
12b	CN Plant A2	0200 F to 0440 Sa	Westerly Limit: 013T1 to Easterly Limit: 011T1	
13a	CN Plant A2	0200 MTWTh to 0400 TWThF	Westerly Limit: 013T1 to Easterly Limit: 011T1	
13b	CN Plant A2	0200 F to 0440 Sa	Westerly Limit: 013T1 to Easterly Limit: 011T1	
16a	CN Plant A2	0200 Sa to 0440 Su	Westerly Limit: 013T1 to Easterly Limit: 011T1	
16b	CN Plant A2	0200 Su to 0400 M	Westerly Limit: 013T1 to Easterly Limit: 011T1	
17a	CN Plant A2	0200 Sa to 0440 Su	Westerly Limit: 013T1 to Easterly Limit: 011T1	
17b	CN Plant A2	0200 Su to 0400 M	Westerly Limit: 013T1 to Easterly Limit: 011T1	
11	CN Plant A3	2000 MTWThF to 0600 TWThFSa	Westerly Limit: 013T2 to Easterly Limit: 011T2	
12	CN Plant A3	2000 MTWThF to 0600 TWThFSa	Westerly Limit: 013T2 to Easterly Limit: 011T2	
13	CN Plant A3	0040 MTWThF to 0600 TWThFSa	Westerly Limit: 013T2 to Easterly Limit: 011T2	
14	CN Plant A3	2000 MTWThF to 0600 TWThFSa	Westerly Limit: 013T2 to Easterly Limit: 011T2	
15	CN Plant A3	2000 SaSu to 0600 SuM	Westerly Limit: 013T2 to Easterly Limit: 011T2	
16	CN Plant A3	2000 SaSu to 0600 SuM	Westerly Limit: 013T2 to Easterly Limit: 011T2	
17	CN Plant A3	0105 SaSu to 0600 SuM	Westerly Limit: 013T2 to Easterly Limit: 011T2	
18	CN Plant A3	2000 SaSu to 0600 SuM	Westerly Limit: 013T2 to Easterly Limit: 011T2	
12	CN Plant D1	2000 MTWThF to 0600 TWThFSa	Westerly Limit: 013T3 to Easterly Limit: 009T3	
13	CN Plant D1	2000 MTWThF to 0600 TWThFSa	Westerly Limit: 013T3 to Easterly Limit: 009T3	
16	CN Plant D1	2000 SaSu to 0600 SuM	Westerly Limit: 013T3 to Easterly Limit: 009T3	
17	CN Plant D1	2000 SaSu to 0600 SuM	Westerly Limit: 013T3 to Easterly Limit: 009T3	
11a	CN Plant D1	0200 MTWTh to 0600 TWThF	Westerly Limit: 013T3 to Easterly Limit: 009T3	
11b	CN Plant D1	0200 F to 0440 Sa	Westerly Limit: 013T3 to Easterly Limit: 009T3	
14a	CN Plant D1	0200 MTWTh to 0400 TWThF	Westerly Limit: 013T3 to Easterly Limit: 009T3	
14b	CN Plant D1	0200 F to 0440 Sa	Westerly Limit: 013T3 to Easterly Limit: 009T3	
15a	CN Plant D1	0200 Sa to 0440 Su	Westerly Limit: 013T3 to Easterly Limit: 009T3	
15b	CN Plant D1	0200 Su to 0600 M	Westerly Limit: 013T3 to Easterly Limit: 009T3	
18a	CN Plant D1	0200 Sa to 0440 Su	Westerly Limit: 013T3 to Easterly Limit: 009T3	
18b	CN Plant D1	0200 Su to 0400 M	Westerly Limit: 013T3 to Easterly Limit: 009T3	
13	CN Plant D2	2000 MTWThF to 0600 TWThFSa	Westerly Limit: 013T4 to Easterly Limit: 009T4	
14	CN Plant D2	0040 MTWThF to 0600 TWThFSa	Westerly Limit: 013T4 to Easterly Limit: 009T4	
17	CN Plant D2	2000 SaSu to 0600 SuM	Westerly Limit: 013T4 to Easterly Limit: 009T4	
18	CN Plant D2	0105 SaSu to 0600 SuM	Westerly Limit: 013T4 to Easterly Limit: 009T4	
11a	CN Plant D2	0040 MTWTh to 0400 TWThF	Westerly Limit: 013T4 to Easterly Limit: 009T4	
11b	CN Plant D2	0040 F to 0600 Sa	Westerly Limit: 013T4 to Easterly Limit: 009T4	
12a	CN Plant D2	0040 MTWTh to 0545 TWThF	Westerly Limit: 013T4 to Easterly Limit: 009T4	
12b	CN Plant D2	0040 F to 0600 Sa	Westerly Limit: 013T4 to Easterly Limit: 009T4	
15a	CN Plant D2	0105 Sa to 0600 Su	Westerly Limit: 013T4 to Easterly Limit: 009T4	
15b	CN Plant D2	0105 Su to 0400 M	Westerly Limit: 013T4 to Easterly Limit: 009T4	
16a	CN Plant D2	0115 Sa to 0600 Su	Westerly Limit: 013T4 to Easterly Limit: 009T4	
16b	CN Plant D2	0115 Su to 0545 M	Westerly Limit: 013T4 to Easterly Limit: 009T4	
11	CN Plant NCT	2000 MTWThF to 0600 TWThFSa	Westerly Limit: 013D to Easterly Limit: 003SD	
12	CN Plant NCT	2000 MTWThF to 0600 TWThFSa	Westerly Limit: 013D to Easterly Limit: 003SD	
13	CN Plant NCT	2000 MTWThF to 0600 TWThFSa	Westerly Limit: 013D to Easterly Limit: 003SD	
14	CN Plant NCT	2000 MTWThF to 0600 TWThFSa	Westerly Limit: 013D to Easterly Limit: 003SD	
15	CN Plant NCT	2000 SaSu to 0600 SuM	Westerly Limit: 013D to Easterly Limit: 003SD	
16	CN Plant NCT	2000 SaSu to 0600 SuM	Westerly Limit: 013D to Easterly Limit: 003SD	
17	CN Plant NCT	2000 SaSu to 0600 SuM	Westerly Limit: 013D to Easterly Limit: 003SD	
18	CN Plant NCT	2000 SaSu to 0600 SuM	Westerly Limit: 013D to Easterly Limit: 003SD	
12a	Bathurst Plant A1	0125 MTWTh to 0410 TWThF	Westerly Limit: 99A1 to Easterly Limit: 61A1	
12b	Bathurst Plant A1	0125 F to 0450 Sa	Westerly Limit: 99A1 to Easterly Limit: 61A1	
13a	Bathurst Plant A1	0125 MTWTh to 0410 TWThF	Westerly Limit: 99A1 to Easterly Limit: 61A1	
13b	Bathurst Plant A1	0125 F to 0440 Sa	Westerly Limit: 99A1 to Easterly Limit: 61A1	
16a	Bathurst Plant A1	0135 Sa to 0450 Su	Westerly Limit: 99A1 to Easterly Limit: 61A1	
16b	Bathurst Plant A1	0135 Su to 0415 M	Westerly Limit: 99A1 to Easterly Limit: 61A1	
17a	Bathurst Plant A1	0135 Sa to 0450 Su	Westerly Limit: 99A1 to Easterly Limit: 61A1	
17b	Bathurst Plant A1	0135 Su to 0410 M	Westerly Limit: 99A1 to Easterly Limit: 61A1	

**UNION STATION RAIL CORRIDOR WORK EVENT TIMES BY TRACK** continued..

Routing Strategy	Track	Time Allowed	Signal Limits	Notes
18	Bathurst Plant A2	2000 MTWThF to 0600 TWThFSa	Westerly Limit: 118A2 to Easterly Limit: 59A2	
12a	Bathurst Plant A2	2000 MTWThF to 0600 TWThFSa	Westerly Limit: 118A2 to Easterly Limit: 59A2	
12b	Bathurst Plant A2	2000 SaSu to 0600 SuM	Westerly Limit: 118A2 to Easterly Limit: 59A2	
13a	Bathurst Plant A2	2000 SaSu to 0600 SuM	Westerly Limit: 118A2 to Easterly Limit: 59A2	
13b	Bathurst Plant A2	0200 MTWTh to 0400 TWThF	Westerly Limit: 118A2 to Easterly Limit: 59A2	
16a	Bathurst Plant A2	0200 F to 0440 Sa	Westerly Limit: 118A2 to Easterly Limit: 59A2	
16b	Bathurst Plant A2	0200 MTWTh to 0400 TWThF	Westerly Limit: 118A2 to Easterly Limit: 59A2	
17a	Bathurst Plant A2	0200 F to 0440 Sa	Westerly Limit: 118A2 to Easterly Limit: 59A2	
17b	Bathurst Plant A2	0200 Sa to 0440 Su	Westerly Limit: 118A2 to Easterly Limit: 59A2	
11	Bathurst Plant A2	0200 Su to 0400 M	Westerly Limit: 118A2 to Easterly Limit: 59A2	
12	Bathurst Plant A2	0200 Sa to 0440 Su	Westerly Limit: 118A2 to Easterly Limit: 59A2	
13	Bathurst Plant A2	0200 Su to 0400 M	Westerly Limit: 118A2 to Easterly Limit: 59A2	
14	Bathurst Plant A3	2000 MTWThF to 0600 TWThFSa	Westerly Limit: 118A3 to Easterly Limit: 55A3	
15	Bathurst Plant A3	2000 MTWThF to 0600 TWThFSa	Westerly Limit: 118A3 to Easterly Limit: 55A3	
16	Bathurst Plant A3	0040 MTWThF to 0600 TWThFSa	Westerly Limit: 118A3 to Easterly Limit: 55A3	
17	Bathurst Plant A3	2000 MTWThF to 0600 TWThFSa	Westerly Limit: 118A3 to Easterly Limit: 55A3	
18	Bathurst Plant A3	2000 SaSu to 0600 SuM	Westerly Limit: 118A3 to Easterly Limit: 55A3	
11	Bathurst Plant A3	2000 SaSu to 0600 SuM	Westerly Limit: 118A3 to Easterly Limit: 55A3	
12	Bathurst Plant A3	0105 SaSu to 0600 SuM	Westerly Limit: 118A3 to Easterly Limit: 55A3	
13	Bathurst Plant A3	2000 SaSu to 0600 SuM	Westerly Limit: 118A3 to Easterly Limit: 55A3	
14	Bathurst Plant B	2000 MTWThF to 0600 TWThFSa	Westerly Limit: 85B to Easterly Limit: 63B	
15	Bathurst Plant B	0105 MTWThF to 0550 TWThFSa	Westerly Limit: 85B to Easterly Limit: 63B	
16	Bathurst Plant B	0100 MTWThF to 0550 TWThFSa	Westerly Limit: 85B to Easterly Limit: 63B	
18	Bathurst Plant B	0105 MTWThF to 0550 TWThFSa	Westerly Limit: 85B to Easterly Limit: 63B	
17a	Bathurst Plant B	2000 SaSu to 0600 SuM	Westerly Limit: 85B to Easterly Limit: 63B	
17b	Bathurst Plant B	0105 SaSu to 0545 SuM	Westerly Limit: 85B to Easterly Limit: 63B	
11	Bathurst Plant B	0105 SaSu to 0545 SuM	Westerly Limit: 85B to Easterly Limit: 63B	
12	Bathurst Plant B	0105 Sa to 0545 Su	Westerly Limit: 85B to Easterly Limit: 63B	
13	Bathurst Plant B	0105 Su to 0600 M	Westerly Limit: 85B to Easterly Limit: 63B	
14	Bathurst Plant BNY	2000 MTWThF to 0600 TWThFSa	Westerly Limit: to Easterly Limit:	
15	Bathurst Plant BNY	2135 MTWThF to 0600 TWThFSa	Westerly Limit: to Easterly Limit:	
16	Bathurst Plant BNY	2135 MTWThF to 0600 TWThFSa	Westerly Limit: to Easterly Limit:	
17	Bathurst Plant BNY	2135 MTWThF to 0600 TWThFSa	Westerly Limit: to Easterly Limit:	
18	Bathurst Plant BNY	2000 SaSu to 0600 SuM	Westerly Limit: to Easterly Limit:	
11	Bathurst Plant BNY	2000 SaSu to 0600 SuM	Westerly Limit: to Easterly Limit:	
12	Bathurst Plant BNY	2000 SaSu to 0600 SuM	Westerly Limit: to Easterly Limit:	
12	Bathurst Plant BNY	2000 SaSu to 0600 SuM	Westerly Limit: to Easterly Limit:	
12	Bathurst Plant C1	0105 MTWThF to 0545 TWThFSa	Westerly Limit: 158C1 to Easterly Limit: 55C1	
13	Bathurst Plant C1	0105 MTWThF to 0550 TWThFSa	Westerly Limit: SWITCH 171E to Easterly Limit: 85C1	
13	Bathurst Plant C1	2000 MTWThF to 0600 TWThFSa	Westerly Limit: 85C1 to Easterly Limit: 55C1	
14	Bathurst Plant C1	2335 MTWThF to 0600 TWThFSa	Westerly Limit: 158C1 to Easterly Limit: SWITCH 171E	
14	Bathurst Plant C1	0100 MTWThF to 0550 TWThFSa	Westerly Limit: 158C1 to Easterly Limit: 85C1	
15	Bathurst Plant C1	2000 MTWThF to 0600 TWThFSa	Westerly Limit: 85C1 to Easterly Limit: 55C1	
16	Bathurst Plant C1	0105 MTWThF to 0550 TWThFSa	Westerly Limit: 158C1 to Easterly Limit: 85C1	
16	Bathurst Plant C1	2000 MTWThF to 0600 TWThFSa	Westerly Limit: 85C1 to Easterly Limit: 55C1	
17	Bathurst Plant C1	0105 SaSu to 0545 SuM	Westerly Limit: 158C1 to Easterly Limit: 55C1	
18	Bathurst Plant C1	0105 SaSu to 0545 SuM	Westerly Limit: SWITCH 171E to Easterly Limit: 85C1	
18	Bathurst Plant C1	2000 SaSu to 0600 SuM	Westerly Limit: 85C1 to Easterly Limit: 55C1	
16a	Bathurst Plant C1	2000 SaSu to 0600 SuM	Westerly Limit: 85C1 to Easterly Limit: 55C1	
16b	Bathurst Plant C1	0105 SaSu to 0545 SuM	Westerly Limit: 158C1 to Easterly Limit: 85C1	
17a	Bathurst Plant C1	2000 SaSu to 0600 SuM	Westerly Limit: 85C1 to Easterly Limit: 55C1	
17b	Bathurst Plant C1	2359 Sa to 0600 Su	Westerly Limit: 158C1 to Easterly Limit: SWITCH 171E	
12	Bathurst Plant C1	0025 Su to 0600 M	Westerly Limit: 158C1 to Easterly Limit: SWITCH 171E	
12	Bathurst Plant C1	0105 Sa to 0545 Su	Westerly Limit: 158C1 to Easterly Limit: 85C1	
13	Bathurst Plant C1	0105 Su to 0600 M	Westerly Limit: 158C1 to Easterly Limit: 85C1	
13	Bathurst Plant C2	0105 MTWThF to 0550 TWThFSa	Westerly Limit: 158C2 to Easterly Limit: 105C2	
16	Bathurst Plant C2	2000 MTWThF to 0600 TWThFSa	Westerly Limit: 105C2 to Easterly Limit: 53C2	
16	Bathurst Plant C2	2000 MTWThF to 0600 TWThFSa	Westerly Limit: 105C2 to Easterly Limit: 53C2	
17	Bathurst Plant C2	2335 MTWThF to 0600 TWThFSa	Westerly Limit: 158C2 to Easterly Limit: 105C2	

**UNION STATION RAIL CORRIDOR WORK EVENT TIMES BY TRACK** continued..

Routing Strategy	Track	Time Allowed	Signal Limits	Notes
17	Bathurst Plant C2	2315 SaSu to 0600 SuM	Westerly Limit: 158C2 to Easterly Limit: 105C2	
11a	Bathurst Plant C2	0200 MTWTh to 0410 TWThF	Westerly Limit: 158C2 to Easterly Limit: 53C2	
11b	Bathurst Plant C2	0200 F to 0450 Sa	Westerly Limit: 158C2 to Easterly Limit: 53C2	
14a	Bathurst Plant C2	0200 MTWTh to 0410 TWThF	Westerly Limit: 158C2 to Easterly Limit: 53C2	
14b	Bathurst Plant C2	0200 F to 0440 Sa	Westerly Limit: 158C2 to Easterly Limit: 53C2	
15a	Bathurst Plant C2	0200 Sa to 0450 Su	Westerly Limit: 158C2 to Easterly Limit: 53C2	
15b	Bathurst Plant C2	0200 Su to 0410 M	Westerly Limit: 158C2 to Easterly Limit: 53C2	
18a	Bathurst Plant C2	0200 Sa to 0450 Su	Westerly Limit: 158C2 to Easterly Limit: 53C2	
18b	Bathurst Plant C2	0200 Su to 0410 M	Westerly Limit: 158C2 to Easterly Limit: 53C2	
12	Bathurst Plant D1	2000 MTWThF to 0600 TWThFSa	Westerly Limit: 96D1 to Easterly Limit: 51D1	
13	Bathurst Plant D1	2000 MTWThF to 0600 TWThFSa	Westerly Limit: 96D1 to Easterly Limit: 51D1	
16	Bathurst Plant D1	2000 SaSu to 0600 SuM	Westerly Limit: 96D1 to Easterly Limit: 51D1	
17	Bathurst Plant D1	2000 SaSu to 0600 SuM	Westerly Limit: 96D1 to Easterly Limit: 51D1	
11a	Bathurst Plant D1	0200 MTWTh to 0600 TWThF	Westerly Limit: 96D1 to Easterly Limit: 51D1	
11b	Bathurst Plant D1	0200 F to 0440 Sa	Westerly Limit: 96D1 to Easterly Limit: 51D1	
14a	Bathurst Plant D1	0200 MTWTh to 0400 TWThF	Westerly Limit: 96D1 to Easterly Limit: 51D1	
14b	Bathurst Plant D1	0200 F to 0440 Sa	Westerly Limit: 96D1 to Easterly Limit: 51D1	
15a	Bathurst Plant D1	0200 Sa to 0440 Su	Westerly Limit: 96D1 to Easterly Limit: 51D1	
15b	Bathurst Plant D1	0200 Su to 0600 M	Westerly Limit: 96D1 to Easterly Limit: 51D1	
18a	Bathurst Plant D1	0200 Sa to 0440 Su	Westerly Limit: 96D1 to Easterly Limit: 51D1	
18b	Bathurst Plant D1	0200 Su to 0400 M	Westerly Limit: 96D1 to Easterly Limit: 51D1	
13	Bathurst Plant D2	2000 MTWThF to 0600 TWThFSa	Westerly Limit: 96D2 to Easterly Limit: 51D2	
14	Bathurst Plant D2	0040 MTWThF to 0600 TWThFSa	Westerly Limit: 96D2 to Easterly Limit: 51D2	
17	Bathurst Plant D2	2000 SaSu to 0600 SuM	Westerly Limit: 96D2 to Easterly Limit: 51D2	
18	Bathurst Plant D2	0105 SaSu to 0600 SuM	Westerly Limit: 96D2 to Easterly Limit: 51D2	
11a	Bathurst Plant D2	0040 MTWTh to 0400 TWThF	Westerly Limit: 96D2 to Easterly Limit: 51D2	
11b	Bathurst Plant D2	0040 F to 0600 Sa	Westerly Limit: 96D2 to Easterly Limit: 51D2	
12a	Bathurst Plant D2	0040 MTWTh to 0545 TWThF	Westerly Limit: 96D2 to Easterly Limit: 51D2	
12b	Bathurst Plant D2	0040 F to 0600 Sa	Westerly Limit: 96D2 to Easterly Limit: 51D2	
15a	Bathurst Plant D2	0105 Sa to 0600 Su	Westerly Limit: 96D2 to Easterly Limit: 51D2	
15b	Bathurst Plant D2	0105 Su to 0400 M	Westerly Limit: 96D2 to Easterly Limit: 51D2	
16a	Bathurst Plant D2	0115 Sa to 0600 Su	Westerly Limit: 96D2 to Easterly Limit: 51D2	
16b	Bathurst Plant D2	0115 Su to 0545 M	Westerly Limit: 96D2 to Easterly Limit: 51D2	
11	Bathurst Plant GN, A1	2320 MTWThF to 0600 TWThFSa	Westerly Limit: 158GN to Easterly Limit: 61A1	
14	Bathurst Plant GN, A1	2320 MTWThF to 0600 TWThFSa	Westerly Limit: 158GN to Easterly Limit: 61A1	
15	Bathurst Plant GN, A1	2320 SaSu to 0600 SuM	Westerly Limit: 158GN to Easterly Limit: 61A1	
18	Bathurst Plant GN, A1	2320 SaSu to 0600 SuM	Westerly Limit: 158GN to Easterly Limit: 61A1	
12a	Bathurst Plant GN, A1	0200 MTWTh to 0410 TWThF	Westerly Limit: 158GN to Easterly Limit: 99A1	
12b	Bathurst Plant GN, A1	0200 F to 0450 Sa	Westerly Limit: 158GN to Easterly Limit: 99A1	
13a	Bathurst Plant GN, A1	0200 MTWTh to 0410 TWThF	Westerly Limit: 158GN to Easterly Limit: 99A1	
13b	Bathurst Plant GN, A1	0200 F to 0440 Sa	Westerly Limit: 158GN to Easterly Limit: 99A1	
16a	Bathurst Plant GN, A1	0200 Sa to 0450 Su	Westerly Limit: 158GN to Easterly Limit: 99A1	
16b	Bathurst Plant GN, A1	0200 Su to 0415 M	Westerly Limit: 158GN to Easterly Limit: 99A1	
17a	Bathurst Plant GN, A1	0200 Sa to 0450 Su	Westerly Limit: 158GN to Easterly Limit: 99A1	
17b	Bathurst Plant GN, A1	0200 Su to 0410 M	Westerly Limit: 158GN to Easterly Limit: 99A1	
11	Bathurst Plant GS	2000 MTWThF to 0600 TWThFSa	Westerly Limit: 158GS to Easterly Limit: 125GS	
12	Bathurst Plant GS	2000 MTWThF to 0600 TWThFSa	Westerly Limit: 158GS to Easterly Limit: 125GS	
13	Bathurst Plant GS	2000 MTWThF to 0600 TWThFSa	Westerly Limit: 158GS to Easterly Limit: 125GS	
14	Bathurst Plant GS	2000 MTWThF to 0600 TWThFSa	Westerly Limit: 158GS to Easterly Limit: 125GS	
15	Bathurst Plant GS	2035 SaSu to 0600 SuM	Westerly Limit: 158GS to Easterly Limit: 125GS	
16	Bathurst Plant GS	2035 SaSu to 0600 SuM	Westerly Limit: 158GS to Easterly Limit: 125GS	
17	Bathurst Plant GS	2035 SaSu to 0600 SuM	Westerly Limit: 158GS to Easterly Limit: 125GS	
18	Bathurst Plant GS	2035 SaSu to 0600 SuM	Westerly Limit: 158GS to Easterly Limit: 125GS	
11	Bathurst Plant WL	2000 MTWThF to 0600 TWThFSa	Westerly Limit: to Easterly Limit:	
12	Bathurst Plant WL	2000 MTWThF to 0600 TWThFSa	Westerly Limit: to Easterly Limit:	
13	Bathurst Plant WL	2000 MTWThF to 0600 TWThFSa	Westerly Limit: to Easterly Limit:	
14	Bathurst Plant WL	2000 MTWThF to 0600 TWThFSa	Westerly Limit: to Easterly Limit:	
15	Bathurst Plant WL	2000 SaSu to 0600 SuM	Westerly Limit: to Easterly Limit:	
16	Bathurst Plant WL	2000 SaSu to 0600 SuM	Westerly Limit: to Easterly Limit:	

**UNION STATION RAIL CORRIDOR WORK EVENT TIMES BY TRACK** continued..

Routing Strategy	Track	Time Allowed	Signal Limits	Notes
17	Bathurst Plant WL	2000 SaSu to 0600 SuM	Westerly Limit: to Easterly Limit:	
18	Bathurst Plant WL	2000 SaSu to 0600 SuM	Westerly Limit: to Easterly Limit:	
11	John Plant A1	2320 MTWThF to 0600 TWThFSa	Westerly Limit: 532 to Easterly Limit: 625	
14	John Plant A1	2320 MTWThF to 0600 TWThFSa	Westerly Limit: 532 to Easterly Limit: 625	
15	John Plant A1	2320 SaSu to 0600 SuM	Westerly Limit: 532 to Easterly Limit: 625	
18	John Plant A1	2345 SaSu to 0600 SuM	Westerly Limit: 532 to Easterly Limit: 625	
12a	John Plant A1	0135 MTWTh to 0400 TWThF	Westerly Limit: 532 to Easterly Limit: 662	
12b	John Plant A1	0135 F to 0440 Sa	Westerly Limit: 532 to Easterly Limit: 662	
13a	John Plant A1	0135 MTWTh to 0400 TWThF	Westerly Limit: 532 to Easterly Limit: 662	
13b	John Plant A1	0135 F to 0440 Sa	Westerly Limit: 532 to Easterly Limit: 662	
16a	John Plant A1	0145 Sa to 0440 Su	Westerly Limit: 532 to Easterly Limit: 662	
16b	John Plant A1	0145 Su to 0400 M	Westerly Limit: 532 to Easterly Limit: 662	
17a	John Plant A1	0145 Sa to 0440 Su	Westerly Limit: 532 to Easterly Limit: 662	
17b	John Plant A1	0145 Su to 0400 M	Westerly Limit: 532 to Easterly Limit: 662	
11	John Plant A2	2235 MTWThF to 0600 TWThFSa	Westerly Limit: 605 to Easterly Limit: 659	
11	John Plant A2	2000 MTWThF to 0600 TWThFSa	Westerly Limit: 570 to Easterly Limit: 606	
12	John Plant A2	0045 MTWThF to 0600 TWThFSa	Westerly Limit: 605 to Easterly Limit: 659	
13	John Plant A2	0045 MTWThF to 0600 TWThFSa	Westerly Limit: 605 to Easterly Limit: 659	
14	John Plant A2	2000 MTWThF to 0600 TWThFSa	Westerly Limit: 570 to Easterly Limit: 606	
15	John Plant A2	2000 SaSu to 0600 SuM	Westerly Limit: 570 to Easterly Limit: 606	
17	John Plant A2	0045 SaSu to 0600 SuM	Westerly Limit: 605 to Easterly Limit: 659	
18	John Plant A2	2000 SaSu to 0600 SuM	Westerly Limit: 570 to Easterly Limit: 606	
12a	John Plant A2	0135 MTWTh to 0400 TWThF	Westerly Limit: 570 to Easterly Limit: 619	
12b	John Plant A2	0135 F to 0440 Sa	Westerly Limit: 570 to Easterly Limit: 619	
13a	John Plant A2	0135 MTWTh to 0400 TWThF	Westerly Limit: 570 to Easterly Limit: 619	
13b	John Plant A2	0135 F to 0440 Sa	Westerly Limit: 570 to Easterly Limit: 619	
16a	John Plant A2	0145 Sa to 0440 Su	Westerly Limit: 570 to Easterly Limit: 619	
16b	John Plant A2	0145 Su to 0400 M	Westerly Limit: 570 to Easterly Limit: 619	
17a	John Plant A2	0145 Sa to 0440 Su	Westerly Limit: 570 to Easterly Limit: 619	
17b	John Plant A2	0145 Su to 0400 M	Westerly Limit: 570 to Easterly Limit: 619	
15	John Plant A2, T4	2355 SaSu to 0600 SuM	Westerly Limit: 605 to Easterly Limit: 660	
16	John Plant A2, T4	2355 SaSu to 0600 SuM	Westerly Limit: 605 to Easterly Limit: 660	
11	John Plant A3	2000 MTWThF to 0600 TWThFSa	Westerly Limit: 574 to Easterly Limit: 616	
12	John Plant A3	2000 MTWThF to 0600 TWThFSa	Westerly Limit: 575 to Easterly Limit: 654A	
12	John Plant A3	2345 MTWThF to 0600 TWThFSa	Westerly Limit: 574 to Easterly Limit: 575	
14	John Plant A3	2000 MTWThF to 0600 TWThFSa	Westerly Limit: 574 to Easterly Limit: 616	
15	John Plant A3	2000 SaSu to 0600 SuM	Westerly Limit: 574 to Easterly Limit: 616	
16	John Plant A3	2000 SaSu to 0600 SuM	Westerly Limit: 575 to Easterly Limit: 654A	
16	John Plant A3	2345 SaSu to 0600 SuM	Westerly Limit: 574 to Easterly Limit: 575	
17	John Plant A3	0045 SaSu to 0600 SuM	Westerly Limit: 620 to Easterly Limit: 655	
18	John Plant A3	2000 SaSu to 0600 SuM	Westerly Limit: 574 to Easterly Limit: 616	
13a	John Plant A3	0040 MTWTh to 0550 TWThF	Westerly Limit: 574 to Easterly Limit: 655	
13b	John Plant A3	0040 F to 0600 Sa	Westerly Limit: 574 to Easterly Limit: 655	
17a	John Plant A3	0105 Sa to 0600 Su	Westerly Limit: 574 to Easterly Limit: 654A	
17b	John Plant A3	0105 Su to 0550 M	Westerly Limit: 574 to Easterly Limit: 654A	
11	John Plant B	0200 MTWThF to 0440 TWThFSa	Westerly Limit: 597 to Easterly Limit: 623	
11	John Plant B	2000 MTWThF to 0600 TWThFSa	Westerly Limit: 566B to Easterly Limit: 597	
12	John Plant B	0100 MTWThF to 0550 TWThFSa	Westerly Limit: 566B to Easterly Limit: 597	
13	John Plant B	0100 MTWThF to 0550 TWThFSa	Westerly Limit: 566B to Easterly Limit: 597	
14	John Plant B	0105 MTWThF to 0550 TWThFSa	Westerly Limit: 566B to Easterly Limit: 597	
15	John Plant B	0200 SaSu to 0440 SuM	Westerly Limit: 597 to Easterly Limit: 623	
15	John Plant B	2000 SaSu to 0600 SuM	Westerly Limit: 566B to Easterly Limit: 597	
18	John Plant B	0105 SaSu to 0545 SuM	Westerly Limit: 566B to Easterly Limit: 597	
12a	John Plant B	0135 MTWTh to 0400 TWThF	Westerly Limit: 597 to Easterly Limit: 623	
12b	John Plant B	0135 F to 0440 Sa	Westerly Limit: 597 to Easterly Limit: 623	
13a	John Plant B	0135 MTWTh to 0400 TWThF	Westerly Limit: 597 to Easterly Limit: 623	
13b	John Plant B	0135 F to 0440 Sa	Westerly Limit: 597 to Easterly Limit: 623	
14a	John Plant B	0200 MTWTh to 0400 TWThF	Westerly Limit: 597 to Easterly Limit: 623	
14b	John Plant B	0200 F to 0440 Sa	Westerly Limit: 597 to Easterly Limit: 623	



**UNION STATION RAIL CORRIDOR WORK EVENT TIMES BY TRACK** continued..

Routing Strategy	Track	Time Allowed	Signal Limits	Notes
16a	John Plant B	0100 Sa to 0545 Su	Westerly Limit: 566B to Easterly Limit: 597	
16a	John Plant B	0145 Sa to 0440 Su	Westerly Limit: 597 to Easterly Limit: 623	
16b	John Plant B	0100 Su to 0600 M	Westerly Limit: 566B to Easterly Limit: 597	
16b	John Plant B	0145 Su to 0400 M	Westerly Limit: 597 to Easterly Limit: 623	
17a	John Plant B	0105 Sa to 0445 Su	Westerly Limit: 566B to Easterly Limit: 597	
17a	John Plant B	0145 Sa to 0440 Su	Westerly Limit: 597 to Easterly Limit: 623	
17b	John Plant B	0105 Su to 0600 M	Westerly Limit: 566B to Easterly Limit: 597	
17b	John Plant B	0145 Su to 0400 M	Westerly Limit: 597 to Easterly Limit: 623	
18a	John Plant B	0200 Sa to 0440 Su	Westerly Limit: 597 to Easterly Limit: 623	
18b	John Plant B	0200 Su to 0400 M	Westerly Limit: 597 to Easterly Limit: 623	
11	John Plant C1	0105 MTWThF to 0545 TWThFSa	Westerly Limit: 540 to Easterly Limit: 579	
12	John Plant C1	2000 MTWThF to 0600 TWThFSa	Westerly Limit: 540 to Easterly Limit: 541	
12	John Plant C1	2345 MTWThF to 0600 TWThFSa	Westerly Limit: 578 to Easterly Limit: 579	
13	John Plant C1	2000 MTWThF to 0600 TWThFSa	Westerly Limit: 540 to Easterly Limit: 541	
13	John Plant C1	2000 MTWThF to 0600 TWThFSa	Westerly Limit: 612 to Easterly Limit: 654B	
13	John Plant C1	2345 MTWThF to 0550 TWThFSa	Westerly Limit: 578 to Easterly Limit: 579	
14	John Plant C1	2000 MTWThF to 0600 TWThFSa	Westerly Limit: 540 to Easterly Limit: 579	
15	John Plant C1	0105 SaSu to 0545 SuM	Westerly Limit: 540 to Easterly Limit: 579	
16	John Plant C1	2000 SaSu to 0600 SuM	Westerly Limit: 540 to Easterly Limit: 541	
16	John Plant C1	2345 SaSu to 0600 SuM	Westerly Limit: 578 to Easterly Limit: 579	
17	John Plant C1	2000 SaSu to 0600 SuM	Westerly Limit: 540 to Easterly Limit: 541	
17	John Plant C1	2000 SaSu to 0600 SuM	Westerly Limit: 612 to Easterly Limit: 654B	
18	John Plant C1	2000 SaSu to 0600 SuM	Westerly Limit: 540 to Easterly Limit: 579	
17a	John Plant C1	2345 Sa to 0600 Su	Westerly Limit: 578 to Easterly Limit: 579	
17b	John Plant C1	2345 Su to 0550 M	Westerly Limit: 578 to Easterly Limit: 579	
11	John Plant C1, NL1, A1	0200 MTWThF to 0440 TWThFSa	Westerly Limit: 612 to Easterly Limit: 662	
15	John Plant C1, NL1, A1	0200 SaSu to 0440 SuM	Westerly Limit: 612 to Easterly Limit: 662	
14a	John Plant C1, NL1, A2	0200 MTWTh to 0400 TWThF	Westerly Limit: 612 to Easterly Limit: 662	
14b	John Plant C1, NL1, A2	0200 F to 0440 Sa	Westerly Limit: 612 to Easterly Limit: 662	
18a	John Plant C1, NL1, A2	0200 Sa to 0440 Su	Westerly Limit: 612 to Easterly Limit: 662	
18b	John Plant C1, NL1, A2	0200 Su to 0400 M	Westerly Limit: 612 to Easterly Limit: 662	
11	John Plant C1, SL1, T5	2345 MTWThF to 0600 TWThFSa	Westerly Limit: 613 to Easterly Limit: 656	
12	John Plant C1, SL1, T5	2000 MTWThF to 0600 TWThFSa	Westerly Limit: 612 to Easterly Limit: 656	
15	John Plant C1, SL1, T5	0015 SaSu to 0600 SuM	Westerly Limit: 613 to Easterly Limit: 656	
16	John Plant C1, SL1, T5	2000 SaSu to 0600 SuM	Westerly Limit: 612 to Easterly Limit: 656	
12	John Plant C2	2345 MTWThF to 0600 TWThFSa	Westerly Limit: 545 to Easterly Limit: 648A	
13	John Plant C2	2345 MTWThF to 0550 TWThFSa	Westerly Limit: 545 to Easterly Limit: 648A	
16	John Plant C2	2345 SaSu to 0600 SuM	Westerly Limit: 545 to Easterly Limit: 648A	
11a	John Plant C2	0200 MTWTh to 0410 TWThF	Westerly Limit: 545 to Easterly Limit: 648A	
11b	John Plant C2	0200 F to 0440 Sa	Westerly Limit: 545 to Easterly Limit: 648A	
14a	John Plant C2	0200 MTWTh to 0400 TWThF	Westerly Limit: 545 to Easterly Limit: 648A	
14b	John Plant C2	0200 F to 0440 Sa	Westerly Limit: 545 to Easterly Limit: 648A	
15a	John Plant C2	0200 Sa to 0440 Su	Westerly Limit: 545 to Easterly Limit: 648A	
15b	John Plant C2	0200 Su to 0410 M	Westerly Limit: 545 to Easterly Limit: 648A	
17a	John Plant C2	2345 Sa to 0600 Su	Westerly Limit: 545 to Easterly Limit: 648A	
17b	John Plant C2	2345 Su to 0550 M	Westerly Limit: 545 to Easterly Limit: 648A	
18a	John Plant C2	0200 Sa to 0440 Su	Westerly Limit: 545 to Easterly Limit: 648A	
18b	John Plant C2	0200 Su to 0400 M	Westerly Limit: 545 to Easterly Limit: 648A	
14	John Plant C2, SL1, A2	0045 MTWThF to 0600 TWThFSa	Westerly Limit: 609 to Easterly Limit: 659	
18	John Plant C2, SL1, A2	0045 SaSu to 0600 SuM	Westerly Limit: 609 to Easterly Limit: 659	
11	John Plant C2, T6	0045 MTWThF to 0600 TWThFSa	Westerly Limit: 609 to Easterly Limit: 650	
12	John Plant C2, T6	2315 MTWThF to 0600 TWThFSa	Westerly Limit: 609 to Easterly Limit: 650	
13	John Plant C2, T6	2000 MTWThF to 0600 TWThFSa	Westerly Limit: 609 to Easterly Limit: 650	
15	John Plant C2, T6	0145 SaSu to 0600 SuM	Westerly Limit: 609 to Easterly Limit: 650	
16	John Plant C2, T6	2340 SaSu to 0600 SuM	Westerly Limit: 609 to Easterly Limit: 650	
17	John Plant C2, T6	2000 SaSu to 0600 SuM	Westerly Limit: 609 to Easterly Limit: 650	
12	John Plant D1	2345 MTWThF to 0600 TWThFSa	Westerly Limit: 559 to Easterly Limit: 629	
13	John Plant D1	2345 MTWThF to 0550 TWThFSa	Westerly Limit: 559 to Easterly Limit: 629	
16	John Plant D1	2345 SaSu to 0600 SuM	Westerly Limit: 559 to Easterly Limit: 629	

**UNION STATION RAIL CORRIDOR WORK EVENT TIMES BY TRACK** continued..

Routing Strategy	Track	Time Allowed	Signal Limits	Notes
11a	John Plant D1	0200 MTWTh to 0410 TWThF	Westerly Limit: 559 to Easterly Limit: 629	
11b	John Plant D1	0200 F to 0440 Sa	Westerly Limit: 559 to Easterly Limit: 629	
14a	John Plant D1	0200 MTWTh to 0400 TWThF	Westerly Limit: 559 to Easterly Limit: 629	
14b	John Plant D1	0200 F to 0440 Sa	Westerly Limit: 559 to Easterly Limit: 629	
15a	John Plant D1	0200 Sa to 0440 Su	Westerly Limit: 559 to Easterly Limit: 629	
15b	John Plant D1	0200 Su to 0410 M	Westerly Limit: 559 to Easterly Limit: 629	
17a	John Plant D1	2345 Sa to 0600 Su	Westerly Limit: 559 to Easterly Limit: 629	
17b	John Plant D1	2345 Su to 0550 M	Westerly Limit: 559 to Easterly Limit: 629	
18a	John Plant D1	0200 Sa to 0440 Su	Westerly Limit: 559 to Easterly Limit: 629	
18b	John Plant D1	0200 Su to 0400 M	Westerly Limit: 559 to Easterly Limit: 629	
13	John Plant D2	2345 MTWThF to 0550 TWThFSa	Westerly Limit: 555 to Easterly Limit: 632	
14	John Plant D2	0040 MTWThF to 0520 TWThFSa	Westerly Limit: 555 to Easterly Limit: 632	
11b	John Plant D2	0045 F to 0520 Sa	Westerly Limit: 555 to Easterly Limit: 632	
15a	John Plant D2	0105 Sa to 0520 Su	Westerly Limit: 555 to Easterly Limit: 632	
15b	John Plant D2	0105 Su to 0400 M	Westerly Limit: 555 to Easterly Limit: 632	
17a	John Plant D2	2345 Sa to 0600 Su	Westerly Limit: 555 to Easterly Limit: 632	
17b	John Plant D2	2345 Su to 0550 M	Westerly Limit: 555 to Easterly Limit: 632	
18a	John Plant D2	0105 Sa to 0550 Su	Westerly Limit: 555 to Easterly Limit: 632	
18b	John Plant D2	0105 Su to 0520 M	Westerly Limit: 555 to Easterly Limit: 632	
11a	John Plant D2, T7	0045 MTWTh to 0400 TWThF	Westerly Limit: 555 to Easterly Limit: 633	
12a	John Plant D2, T7	0045 MTWTh to 0545 TWThF	Westerly Limit: 555 to Easterly Limit: 633	
12b	John Plant D2, T7	0045 F to 0600 Sa	Westerly Limit: 555 to Easterly Limit: 633	
16a	John Plant D2, T7	0115 Sa to 0600 Su	Westerly Limit: 555 to Easterly Limit: 633	
16b	John Plant D2, T7	0115 Su to 0545 M	Westerly Limit: 555 to Easterly Limit: 633	
11	John Plant NL2	2345 MTWThF to 0520 TWThFSa	Westerly Limit: 635 to Easterly Limit: 683	
13	John Plant NL2	2345 MTWThF to 0550 TWThFSa	Westerly Limit: 635 to Easterly Limit: 683	
14	John Plant NL2	2345 MTWThF to 0520 TWThFSa	Westerly Limit: 635 to Easterly Limit: 683	
15	John Plant NL2	2345 SaSu to 0520 SuM	Westerly Limit: 635 to Easterly Limit: 683	
18	John Plant NL2	2345 SaSu to 0520 SuM	Westerly Limit: 635 to Easterly Limit: 683	
12a	John Plant NL2	2345 MTWTh to 0550 TWThF	Westerly Limit: 635 to Easterly Limit: 683	
12b	John Plant NL2	2345 F to 0600 Sa	Westerly Limit: 635 to Easterly Limit: 683	
16a	John Plant NL2	2345 Sa to 0600 Su	Westerly Limit: 635 to Easterly Limit: 683	
16b	John Plant NL2	2345 Su to 0550 M	Westerly Limit: 635 to Easterly Limit: 683	
17a	John Plant NL2	2345 Sa to 0600 Su	Westerly Limit: 635 to Easterly Limit: 683	
17b	John Plant NL2	2345 Su to 0550 M	Westerly Limit: 635 to Easterly Limit: 683	
11	John Plant SL2	2000 MTWThF to 0600 TWThFSa	Westerly Limit: 551 to Easterly Limit: 595	
12	John Plant SL2	2000 MTWThF to 0600 TWThFSa	Westerly Limit: 551 to Easterly Limit: 595	
13	John Plant SL2	2000 MTWThF to 0600 TWThFSa	Westerly Limit: 551 to Easterly Limit: 595	
14	John Plant SL2	2000 MTWThF to 0600 TWThFSa	Westerly Limit: 551 to Easterly Limit: 595	
15	John Plant SL2	2000 SaSu to 0600 SuM	Westerly Limit: 551 to Easterly Limit: 595	
16	John Plant SL2	2000 SaSu to 0600 SuM	Westerly Limit: 551 to Easterly Limit: 595	
17	John Plant SL2	2000 SaSu to 0600 SuM	Westerly Limit: 551 to Easterly Limit: 595	
18	John Plant SL2	2000 SaSu to 0600 SuM	Westerly Limit: 551 to Easterly Limit: 595	
11	John Plant T1	0200 MTWThF to 0440 TWThFSa	Westerly Limit: 626 to Easterly Limit: 627	
12	John Plant T1	0135 MTWThF to 0440 TWThFSa	Westerly Limit: 626 to Easterly Limit: 627	
13	John Plant T1	0135 MTWThF to 0440 TWThFSa	Westerly Limit: 626 to Easterly Limit: 627	
15	John Plant T1	0200 SaSu to 0440 SuM	Westerly Limit: 626 to Easterly Limit: 627	
14a	John Plant T1	0200 MTWTh to 0445 TWThF	Westerly Limit: 626 to Easterly Limit: 627	
14b	John Plant T1	0200 F to 0440 Sa	Westerly Limit: 626 to Easterly Limit: 627	
16a	John Plant T1	0135 Sa to 0440 Su	Westerly Limit: 626 to Easterly Limit: 627	
16b	John Plant T1	0135 Su to 0600 M	Westerly Limit: 626 to Easterly Limit: 627	
17a	John Plant T1	0135 Sa to 0440 Su	Westerly Limit: 626 to Easterly Limit: 627	
17b	John Plant T1	0135 Su to 0445 M	Westerly Limit: 626 to Easterly Limit: 627	
18a	John Plant T1	0200 Sa to 0440 Su	Westerly Limit: 626 to Easterly Limit: 627	
18b	John Plant T1	0200 Su to 0600 M	Westerly Limit: 626 to Easterly Limit: 627	
11	John Plant T10	2000 MTWThF to 0600 TWThFSa	Westerly Limit: 674 to Easterly Limit: 675	
12	John Plant T10	2000 MTWThF to 0600 TWThFSa	Westerly Limit: 674 to Easterly Limit: 675	
13	John Plant T10	2000 MTWThF to 0600 TWThFSa	Westerly Limit: 674 to Easterly Limit: 675	
14	John Plant T10	2330 MTWThF to 0600 TWThFSa	Westerly Limit: 674 to Easterly Limit: 675	

**UNION STATION RAIL CORRIDOR WORK EVENT TIMES BY TRACK** continued..

Routing Strategy	Track	Time Allowed	Signal Limits	Notes
15	John Plant T10	2000 SaSu to 0600 SuM	Westerly Limit: 674 to Easterly Limit: 675	
16	John Plant T10	2000 SaSu to 0600 SuM	Westerly Limit: 674 to Easterly Limit: 675	
17	John Plant T10	2000 SaSu to 0600 SuM	Westerly Limit: 674 to Easterly Limit: 675	
18	John Plant T10	2330 SaSu to 0600 SuM	Westerly Limit: 674 to Easterly Limit: 675	
11	John Plant T11	2000 MTWThF to 0600 TWThFSa	Westerly Limit: 683 to Easterly Limit: 684	
12	John Plant T11	2000 MTWThF to 0600 TWThFSa	Westerly Limit: 683 to Easterly Limit: 684	
13	John Plant T11	2000 MTWThF to 0600 TWThFSa	Westerly Limit: 683 to Easterly Limit: 684	
14	John Plant T11	2345 MTWThF to 0600 TWThFSa	Westerly Limit: 683 to Easterly Limit: 684	
15	John Plant T11	2000 SaSu to 0600 SuM	Westerly Limit: 683 to Easterly Limit: 684	
16	John Plant T11	2000 SaSu to 0600 SuM	Westerly Limit: 683 to Easterly Limit: 684	
17	John Plant T11	2000 SaSu to 0600 SuM	Westerly Limit: 683 to Easterly Limit: 684	
18	John Plant T11	2345 SaSu to 0600 SuM	Westerly Limit: 683 to Easterly Limit: 684	
11	John Plant T2	2000 MTWThF to 0600 TWThFSa	Westerly Limit: 623 to Easterly Limit: 624	
15	John Plant T2	2000 SaSu to 0600 SuM	Westerly Limit: 623 to Easterly Limit: 624	
12a	John Plant T2	0045 MTWTh to 0400 TWThF	Westerly Limit: 623 to Easterly Limit: 624	
12b	John Plant T2	0045 F to 0600 Sa	Westerly Limit: 623 to Easterly Limit: 624	
13a	John Plant T2	0045 MTWTh to 0400 TWThF	Westerly Limit: 623 to Easterly Limit: 624	
13b	John Plant T2	0045 F to 0600 Sa	Westerly Limit: 623 to Easterly Limit: 624	
14a	John Plant T2	0045 MTWTh to 0400 TWThF	Westerly Limit: 623 to Easterly Limit: 624	
14b	John Plant T2	0045 F to 0600 Sa	Westerly Limit: 623 to Easterly Limit: 624	
16a	John Plant T2	0145 Sa to 0600 Su	Westerly Limit: 623 to Easterly Limit: 624	
16b	John Plant T2	0145 Su to 0400 M	Westerly Limit: 623 to Easterly Limit: 624	
17a	John Plant T2	0145 Sa to 0600 Su	Westerly Limit: 623 to Easterly Limit: 624	
17b	John Plant T2	0145 Su to 0400 M	Westerly Limit: 623 to Easterly Limit: 624	
18a	John Plant T2	0145 Sa to 0600 Su	Westerly Limit: 623 to Easterly Limit: 624	
18b	John Plant T2	0145 Su to 0400 M	Westerly Limit: 623 to Easterly Limit: 624	
11	John Plant T3	2240 MTWThF to 0600 TWThFSa	Westerly Limit: 662 to Easterly Limit: 663	
12	John Plant T3	2345 MTWThF to 0600 TWThFSa	Westerly Limit: 662 to Easterly Limit: 663	
14	John Plant T3	0045 MTWThF to 0600 TWThFSa	Westerly Limit: 662 to Easterly Limit: 663	
15	John Plant T3	2340 SaSu to 0600 SuM	Westerly Limit: 662 to Easterly Limit: 663	
16	John Plant T3	0015 SaSu to 0600 SuM	Westerly Limit: 662 to Easterly Limit: 663	
18	John Plant T3	0105 SaSu to 0600 SuM	Westerly Limit: 662 to Easterly Limit: 663	
13a	John Plant T3	0045 MTWTh to 0545 TWThF	Westerly Limit: 662 to Easterly Limit: 663	
13b	John Plant T3	0045 F to 0600 Sa	Westerly Limit: 662 to Easterly Limit: 663	
17a	John Plant T3	0105 Sa to 0600 Su	Westerly Limit: 662 to Easterly Limit: 663	
17b	John Plant T3	0105 Su to 0550 M	Westerly Limit: 662 to Easterly Limit: 663	
11	John Plant T4	2315 MTWThF to 0600 TWThFSa	Westerly Limit: 659 to Easterly Limit: 660	
12	John Plant T4	2315 MTWThF to 0600 TWThFSa	Westerly Limit: 659 to Easterly Limit: 660	
13	John Plant T4	2345 MTWThF to 0600 TWThFSa	Westerly Limit: 659 to Easterly Limit: 660	
14	John Plant T4	2345 MTWThF to 0600 TWThFSa	Westerly Limit: 659 to Easterly Limit: 660	
17	John Plant T4	0015 SaSu to 0600 SuM	Westerly Limit: 659 to Easterly Limit: 660	
18	John Plant T4	0015 SaSu to 0600 SuM	Westerly Limit: 659 to Easterly Limit: 660	
13	John Plant T5	2315 MTWThF to 0600 TWThFSa	Westerly Limit: 655 to Easterly Limit: 656	
14	John Plant T5	2315 MTWThF to 0600 TWThFSa	Westerly Limit: 655 to Easterly Limit: 656	
17	John Plant T5	2355 SaSu to 0600 SuM	Westerly Limit: 655 to Easterly Limit: 656	
18	John Plant T5	2345 SaSu to 0600 SuM	Westerly Limit: 655 to Easterly Limit: 656	
14	John Plant T6	2245 MTWThF to 0600 TWThFSa	Westerly Limit: 649 to Easterly Limit: 650	
18	John Plant T6	2345 SaSu to 0600 SuM	Westerly Limit: 649 to Easterly Limit: 650	
13	John Plant T7	2315 MTWThF to 0600 TWThFSa	Westerly Limit: 632 to Easterly Limit: 633	
14	John Plant T7	2000 MTWThF to 0600 TWThFSa	Westerly Limit: 632 to Easterly Limit: 633	
17	John Plant T7	2345 SaSu to 0600 SuM	Westerly Limit: 632 to Easterly Limit: 633	
18	John Plant T7	2000 SaSu to 0600 SuM	Westerly Limit: 632 to Easterly Limit: 633	
11b	John Plant T7	0045 F to 0600 Sa	Westerly Limit: 632 to Easterly Limit: 633	
15a	John Plant T7	0105 Sa to 0600 Su	Westerly Limit: 632 to Easterly Limit: 633	
15b	John Plant T7	0105 Su to 0400 M	Westerly Limit: 632 to Easterly Limit: 633	
11	John Plant T8	2345 MTWThF to 0600 TWThFSa	Westerly Limit: 639 to Easterly Limit: 640	
12	John Plant T8	2345 MTWThF to 0600 TWThFSa	Westerly Limit: 639 to Easterly Limit: 640	
13	John Plant T8	2345 MTWThF to 0600 TWThFSa	Westerly Limit: 639 to Easterly Limit: 640	
14	John Plant T8	2000 MTWThF to 0600 TWThFSa	Westerly Limit: 639 to Easterly Limit: 640	

**UNION STATION RAIL CORRIDOR WORK EVENT TIMES BY TRACK** continued..

Routing Strategy	Track	Time Allowed	Signal Limits	Notes
15	John Plant T8	2345 SaSu to 0600 SuM	Westerly Limit: 639 to Easterly Limit: 640	
16	John Plant T8	2345 SaSu to 0600 SuM	Westerly Limit: 639 to Easterly Limit: 640	
17	John Plant T8	2345 SaSu to 0600 SuM	Westerly Limit: 639 to Easterly Limit: 640	
18	John Plant T8	2000 SaSu to 0600 SuM	Westerly Limit: 639 to Easterly Limit: 640	
11	John Plant T9	2330 MTWThF to 0550 TWThFSa	Westerly Limit: 669 to Easterly Limit: 670	
12	John Plant T9	2330 MTWThF to 0550 TWThFSa	Westerly Limit: 669 to Easterly Limit: 670	
13	John Plant T9	2330 MTWThF to 0550 TWThFSa	Westerly Limit: 669 to Easterly Limit: 670	
14	John Plant T9	2000 MTWThF to 0550 TWThFSa	Westerly Limit: 669 to Easterly Limit: 670	
15a	John Plant T9	2330 Sa to 0600 Su	Westerly Limit: 669 to Easterly Limit: 670	
15b	John Plant T9	2330 Su to 0550 M	Westerly Limit: 669 to Easterly Limit: 670	
16a	John Plant T9	2330 Sa to 0600 Su	Westerly Limit: 669 to Easterly Limit: 670	
16b	John Plant T9	2330 Su to 0550 M	Westerly Limit: 669 to Easterly Limit: 670	
17a	John Plant T9	2330 Sa to 0600 Su	Westerly Limit: 669 to Easterly Limit: 670	
17b	John Plant T9	2330 Su to 0550 M	Westerly Limit: 669 to Easterly Limit: 670	
18a	John Plant T9	2000 Sa to 0600 Su	Westerly Limit: 669 to Easterly Limit: 670	
18b	John Plant T9	2000 Su to 0550 M	Westerly Limit: 669 to Easterly Limit: 670	
11	Scott Plant DY + DL	2135 MTWThF to 0600 TWThFSa	Westerly Limit: to Easterly Limit:	
12	Scott Plant DY + DL	2000 MTWThF to 0600 TWThFSa	Westerly Limit: to Easterly Limit:	
13	Scott Plant DY + DL	2000 MTWThF to 0600 TWThFSa	Westerly Limit: to Easterly Limit:	
14	Scott Plant DY + DL	2000 MTWThF to 0600 TWThFSa	Westerly Limit: to Easterly Limit:	
15	Scott Plant DY + DL	2000 SaSu to 0600 SuM	Westerly Limit: to Easterly Limit:	
16	Scott Plant DY + DL	2000 SaSu to 0600 SuM	Westerly Limit: to Easterly Limit:	
17	Scott Plant DY + DL	2000 SaSu to 0600 SuM	Westerly Limit: to Easterly Limit:	
18	Scott Plant DY + DL	2000 SaSu to 0600 SuM	Westerly Limit: to Easterly Limit:	
11	Scott Plant E1	2000 MTWThF to 0600 TWThFSa	Westerly Limit: 335 to Easterly Limit: 254A	
15	Scott Plant E1	2315 SaSu to 0600 SuM	Westerly Limit: 335 to Easterly Limit: 254A	
11	Scott Plant E2	2130 MTWThF to 0600 TWThFSa	Westerly Limit: 323 to Easterly Limit: 264	
12	Scott Plant E2	2000 MTWThF to 0600 TWThFSa	Westerly Limit: 323 to Easterly Limit: 264	
12	Scott Plant E2	2335 MTWThF to 0600 TWThFSa	Westerly Limit: 368 to Easterly Limit: 323	
15	Scott Plant E2	0020 SaSu to 0600 SuM	Westerly Limit: 323 to Easterly Limit: 264	
16	Scott Plant E2	2315 SaSu to 0600 SuM	Westerly Limit: 323 to Easterly Limit: 264	
16	Scott Plant E2	2335 SaSu to 0600 SuM	Westerly Limit: 368 to Easterly Limit: 323	
11a	Scott Plant E2	0045 MTWTh to 0550 TWThF	Westerly Limit: 369 to Easterly Limit: 323	
11b	Scott Plant E2	0045 F to 0600 Sa	Westerly Limit: 369 to Easterly Limit: 323	
15a	Scott Plant E2	0045 Sa to 0600 Su	Westerly Limit: 369 to Easterly Limit: 323	
15b	Scott Plant E2	0055 Su to 0550 M	Westerly Limit: 369 to Easterly Limit: 323	
16a	Scott Plant E2, SL1, E3	0045 Sa to 0600 Su	Westerly Limit: 369 to Easterly Limit: 326	
16b	Scott Plant E2, SL1, E3	0059 Su to 0600 M	Westerly Limit: 369 to Easterly Limit: 326	
12	Scott Plant E3	2000 MTWThF to 0600 TWThFSa	Westerly Limit: 326 to Easterly Limit: 269	
13	Scott Plant E3	2335 MTWThF to 0600 TWThFSa	Westerly Limit: 366 to Easterly Limit: 269	
14	Scott Plant E3	2335 MTWThF to 0600 TWThFSa	Westerly Limit: 366 to Easterly Limit: 269	
16	Scott Plant E3	2000 SaSu to 0600 SuM	Westerly Limit: 326 to Easterly Limit: 269	
17	Scott Plant E3	2335 SaSu to 0600 SuM	Westerly Limit: 366 to Easterly Limit: 269	
18	Scott Plant E3	2335 SaSu to 0600 SuM	Westerly Limit: 366 to Easterly Limit: 269	
11a	Scott Plant E3	0045 MTWTh to 0550 TWThF	Westerly Limit: 366 to Easterly Limit: 269	
11b	Scott Plant E3	0045 F to 0600 Sa	Westerly Limit: 366 to Easterly Limit: 269	
12a	Scott Plant E3	0050 MTWTh to 0545 TWThF	Westerly Limit: 366 to Easterly Limit: 326	
12b	Scott Plant E3	0050 F to 0600 Sa	Westerly Limit: 366 to Easterly Limit: 326	
15a	Scott Plant E3	0045 Sa to 0600 Su	Westerly Limit: 366 to Easterly Limit: 269	
15b	Scott Plant E3	0055 Su to 0550 M	Westerly Limit: 366 to Easterly Limit: 269	
12	Scott Plant E4	2000 MTWThF to 0600 TWThFSa	Westerly Limit: 303 to Easterly Limit: 274	
13	Scott Plant E4	2320 MTWThF to 0600 TWThFSa	Westerly Limit: 359A to Easterly Limit: 274	
14	Scott Plant E4	2335 MTWThF to 0600 TWThFSa	Westerly Limit: 359A to Easterly Limit: 274	
16	Scott Plant E4	2000 SaSu to 0600 SuM	Westerly Limit: 303 to Easterly Limit: 274	
17	Scott Plant E4	2315 SaSu to 0600 SuM	Westerly Limit: 359A to Easterly Limit: 274	
18	Scott Plant E4	2320 SaSu to 0600 SuM	Westerly Limit: 303 to Easterly Limit: 274	
11a	Scott Plant E4	0045 MTWTh to 0550 TWThF	Westerly Limit: 407 to Easterly Limit: 274	
11b	Scott Plant E4	0045 F to 0600 Sa	Westerly Limit: 407 to Easterly Limit: 274	
15a	Scott Plant E4	0045 Sa to 0600 Su	Westerly Limit: 407 to Easterly Limit: 274	

**UNION STATION RAIL CORRIDOR WORK EVENT TIMES BY TRACK** continued..

Routing Strategy	Track	Time Allowed	Signal Limits	Notes
15b	Scott Plant E4	0100 Su to 0550 M	Westerly Limit: 407 to Easterly Limit: 274	
12a	Scott Plant E4, SL1, E5	0050 MTWTh to 0545 TWThF	Westerly Limit: 407 to Easterly Limit: 311	
12b	Scott Plant E4, SL1, E5	0050 F to 0600 Sa	Westerly Limit: 407 to Easterly Limit: 311	
16a	Scott Plant E4, SL1, E5	0045 Sa to 0600 Su	Westerly Limit: 407 to Easterly Limit: 311	
16b	Scott Plant E4, SL1, E5	0059 Su to 0600 M	Westerly Limit: 407 to Easterly Limit: 311	
11	Scott Plant E5	2135 MTWThF to 0600 TWThFSa	Westerly Limit: 308A to Easterly Limit: 279	
11	Scott Plant E5	2000 MTWThF to 0600 TWThFSa	Westerly Limit: 279 to Easterly Limit: 178	
14	Scott Plant E5	2000 MTWThF to 0600 TWThFSa	Westerly Limit: 417 to Easterly Limit: 311	
18	Scott Plant E5	2000 SaSu to 0600 SuM	Westerly Limit: 417 to Easterly Limit: 311	
11	Scott Plant E6	2135 MTWThF to 0600 TWThFSa	Westerly Limit: 295 to Easterly Limit: 312	
12	Scott Plant E6	2000 MTWThF to 0600 TWThFSa	Westerly Limit: 295 to Easterly Limit: 312	
13	Scott Plant E6	2000 MTWThF to 0600 TWThFSa	Westerly Limit: 295 to Easterly Limit: 312	
14	Scott Plant E6	2000 MTWThF to 0600 TWThFSa	Westerly Limit: 295 to Easterly Limit: 312	
15	Scott Plant E6	2000 SaSu to 0600 SuM	Westerly Limit: 295 to Easterly Limit: 312	
16	Scott Plant E6	2000 SaSu to 0600 SuM	Westerly Limit: 295 to Easterly Limit: 312	
17	Scott Plant E6	2000 SaSu to 0600 SuM	Westerly Limit: 295 to Easterly Limit: 312	
18	Scott Plant E6	2000 SaSu to 0600 SuM	Westerly Limit: 295 to Easterly Limit: 312	
11	Scott Plant HL	2000 MTWThF to 0600 TWThFSa	Westerly Limit: to Easterly Limit:	
12	Scott Plant HL	2000 MTWThF to 0600 TWThFSa	Westerly Limit: to Easterly Limit:	
13	Scott Plant HL	2000 MTWThF to 0600 TWThFSa	Westerly Limit: to Easterly Limit:	
14	Scott Plant HL	2000 MTWThF to 0600 TWThFSa	Westerly Limit: to Easterly Limit:	
15	Scott Plant HL	2000 SaSu to 0600 SuM	Westerly Limit: to Easterly Limit:	
16	Scott Plant HL	2000 SaSu to 0600 SuM	Westerly Limit: to Easterly Limit:	
17	Scott Plant HL	2000 SaSu to 0600 SuM	Westerly Limit: to Easterly Limit:	
18	Scott Plant HL	2000 SaSu to 0600 SuM	Westerly Limit: to Easterly Limit:	
12	Scott Plant NL1, E1	0045 MTWThF to 0600 TWThFSa	Westerly Limit: 397A to Easterly Limit: 254A	
13	Scott Plant NL1, E1	0040 MTWThF to 0600 TWThFSa	Westerly Limit: 397A to Easterly Limit: 254A	
17	Scott Plant NL1, E1	0045 SaSu to 0600 SuM	Westerly Limit: 397A to Easterly Limit: 254A	
14a	Scott Plant NL1, E1	0040 MTWTh to 0550 TWThF	Westerly Limit: 397A to Easterly Limit: 254A	
14b	Scott Plant NL1, E1	0040 F to 0600 Sa	Westerly Limit: 397A to Easterly Limit: 254A	
16a	Scott Plant NL1, E1	0045 Sa to 0600 Su	Westerly Limit: 397A to Easterly Limit: 254A	
16b	Scott Plant NL1, E1	0055 Su to 0600 M	Westerly Limit: 397A to Easterly Limit: 254A	
18a	Scott Plant NL1, E1	0045 Sa to 0600 Su	Westerly Limit: 397A to Easterly Limit: 254A	
18b	Scott Plant NL1, E1	0045 Su to 0550 M	Westerly Limit: 397A to Easterly Limit: 254A	
11	Scott Plant NL1, NST	2345 MTWThF to 0600 TWThFSa	Westerly Limit: 385 to Easterly Limit: 341	
15	Scott Plant NL1, NST	2345 SaSu to 0600 SuM	Westerly Limit: 397A to Easterly Limit: 341	
11	Scott Plant NST	2000 MTWThF to 0600 TWThFSa	Westerly Limit: 341 to Easterly Limit: 315	
11	Scott Plant NST	2000 MTWThF to 0600 TWThFSa	Westerly Limit: 315 to Easterly Limit: 254B	
12	Scott Plant NST	2000 MTWThF to 0600 TWThFSa	Westerly Limit: 341 to Easterly Limit: 315	
12	Scott Plant NST	2000 MTWThF to 0600 TWThFSa	Westerly Limit: 315 to Easterly Limit: 254B	
13	Scott Plant NST	2000 MTWThF to 0600 TWThFSa	Westerly Limit: 341 to Easterly Limit: 315	
13	Scott Plant NST	2000 MTWThF to 0600 TWThFSa	Westerly Limit: 315 to Easterly Limit: 254B	
14	Scott Plant NST	2000 MTWThF to 0600 TWThFSa	Westerly Limit: 341 to Easterly Limit: 315	
14	Scott Plant NST	2000 MTWThF to 0600 TWThFSa	Westerly Limit: 315 to Easterly Limit: 254B	
15	Scott Plant NST	2000 SaSu to 0600 SuM	Westerly Limit: 341 to Easterly Limit: 315	
15	Scott Plant NST	2000 SaSu to 0600 SuM	Westerly Limit: 315 to Easterly Limit: 254B	
16	Scott Plant NST	2000 SaSu to 0600 SuM	Westerly Limit: 341 to Easterly Limit: 315	
16	Scott Plant NST	2000 SaSu to 0600 SuM	Westerly Limit: 315 to Easterly Limit: 254B	
17	Scott Plant NST	2000 SaSu to 0600 SuM	Westerly Limit: 341 to Easterly Limit: 315	
17	Scott Plant NST	2000 SaSu to 0600 SuM	Westerly Limit: 315 to Easterly Limit: 254B	
18	Scott Plant NST	2000 SaSu to 0600 SuM	Westerly Limit: 341 to Easterly Limit: 315	
18	Scott Plant NST	2000 SaSu to 0600 SuM	Westerly Limit: 315 to Easterly Limit: 254B	
16a	Scott Plant SL1, E1	0015 Sa to 0600 Su	Westerly Limit: 393 to Easterly Limit: 373	
16b	Scott Plant SL1, E1	0059 Su to 0600 M	Westerly Limit: 393 to Easterly Limit: 373	
14a	Scott Plant SL1, E2	0045 MTWTh to 0550 TWThF	Westerly Limit: 393 to Easterly Limit: 264	
14b	Scott Plant SL1, E2	0045 F to 0600 Sa	Westerly Limit: 393 to Easterly Limit: 264	
17a	Scott Plant SL1, E2	0045 Sa to 0600 Su	Westerly Limit: 393 to Easterly Limit: 264	
17b	Scott Plant SL1, E2	0055 Su to 0550 M	Westerly Limit: 393 to Easterly Limit: 264	
18a	Scott Plant SL1, E2	0045 Sa to 0600 Su	Westerly Limit: 393 to Easterly Limit: 264	

**UNION STATION RAIL CORRIDOR WORK EVENT TIMES BY TRACK** continued..

Routing Strategy	Track	Time Allowed	Signal Limits	Notes
18b	Scott Plant SL1, E2	0055 Su to 0550 M	Westerly Limit: 393 to Easterly Limit: 264	
11	Scott Plant SL1, NST	2345 MTWThF to 0600 TWThFSa	Westerly Limit: 393 to Easterly Limit: 378	
12	Scott Plant SL1, NST	2230 MTWThF to 0600 TWThFSa	Westerly Limit: 393 to Easterly Limit: 378	
15	Scott Plant SL1, NST	0015 SaSu to 0600 SuM	Westerly Limit: 393 to Easterly Limit: 378	
11	Scott Plant T1	2000 MTWThF to 0600 TWThFSa	Westerly Limit: 399 to Easterly Limit: 397B	
12	Scott Plant T1	2000 MTWThF to 0600 TWThFSa	Westerly Limit: 399 to Easterly Limit: 397B	
13	Scott Plant T1	2000 MTWThF to 0600 TWThFSa	Westerly Limit: 399 to Easterly Limit: 397B	
14	Scott Plant T1	2000 MTWThF to 0600 TWThFSa	Westerly Limit: 399 to Easterly Limit: 397B	
15	Scott Plant T1	2315 SaSu to 0600 SuM	Westerly Limit: 399 to Easterly Limit: 397B	
16	Scott Plant T1	2315 SaSu to 0600 SuM	Westerly Limit: 399 to Easterly Limit: 397B	
17	Scott Plant T1	2315 SaSu to 0600 SuM	Westerly Limit: 399 to Easterly Limit: 397B	
18	Scott Plant T1	2315 SaSu to 0600 SuM	Westerly Limit: 399 to Easterly Limit: 397B	
14	Scott Plant T10	2000 MTWThF to 0600 TWThFSa	Westerly Limit: 414 to Easterly Limit: 413A	
18	Scott Plant T10	2000 SaSu to 0600 SuM	Westerly Limit: 414 to Easterly Limit: 413A	
11	Scott Plant T10, SL2	2000 MTWThF to 0600 TWThFSa	Westerly Limit: 414 to Easterly Limit: 359B	
12	Scott Plant T10, SL2	2000 MTWThF to 0600 TWThFSa	Westerly Limit: 414 to Easterly Limit: 359B	
13	Scott Plant T10, SL2	2000 MTWThF to 0600 TWThFSa	Westerly Limit: 414 to Easterly Limit: 359B	
14	Scott Plant T10, SL2	2335 MTWThF to 0600 TWThFSa	Westerly Limit: 413A to Easterly Limit: 359B	
15	Scott Plant T10, SL2	2000 SaSu to 0600 SuM	Westerly Limit: 414 to Easterly Limit: 359B	
16	Scott Plant T10, SL2	2000 SaSu to 0600 SuM	Westerly Limit: 414 to Easterly Limit: 359B	
17	Scott Plant T10, SL2	2000 SaSu to 0600 SuM	Westerly Limit: 414 to Easterly Limit: 359B	
18	Scott Plant T10, SL2, E4	2335 SaSu to 0600 SuM	Westerly Limit: 413A to Easterly Limit: 354	
11	Scott Plant T11, E5	2000 MTWThF to 0600 TWThFSa	Westerly Limit: 434 to Easterly Limit: 308A	
12	Scott Plant T11, E5	2000 MTWThF to 0600 TWThFSa	Westerly Limit: 434 to Easterly Limit: 308A	
13	Scott Plant T11, E5	2000 MTWThF to 0600 TWThFSa	Westerly Limit: 434 to Easterly Limit: 311	
14	Scott Plant T11, E5	2345 MTWThF to 0600 TWThFSa	Westerly Limit: 434 to Easterly Limit: 417	
15	Scott Plant T11, E5	2000 SaSu to 0600 SuM	Westerly Limit: 434 to Easterly Limit: 311	
16	Scott Plant T11, E5	2000 SaSu to 0600 SuM	Westerly Limit: 434 to Easterly Limit: 308A	
17	Scott Plant T11, E5	2000 SaSu to 0600 SuM	Westerly Limit: 434 to Easterly Limit: 311	
18	Scott Plant T11, E5	2345 SaSu to 0600 SuM	Westerly Limit: 434 to Easterly Limit: 417	
15	Scott Plant T2	2000 SaSu to 0600 SuM	Westerly Limit: 398 to Easterly Limit: 397A	
12a	Scott Plant T2	0045 MTWTh to 0400 TWThF	Westerly Limit: 398 to Easterly Limit: 397A	
12b	Scott Plant T2	0045 F to 0600 Sa	Westerly Limit: 398 to Easterly Limit: 397A	
13a	Scott Plant T2	0045 MTWTh to 0400 TWThF	Westerly Limit: 398 to Easterly Limit: 397A	
13b	Scott Plant T2	0045 F to 0600 Sa	Westerly Limit: 398 to Easterly Limit: 397A	
14a	Scott Plant T2	0045 MTWTh to 0400 TWThF	Westerly Limit: 398 to Easterly Limit: 397A	
14b	Scott Plant T2	0045 F to 0600 Sa	Westerly Limit: 398 to Easterly Limit: 397A	
16a	Scott Plant T2	0145 Sa to 0600 Su	Westerly Limit: 398 to Easterly Limit: 397A	
16b	Scott Plant T2	0145 Su to 0400 M	Westerly Limit: 398 to Easterly Limit: 397A	
17a	Scott Plant T2	0145 Sa to 0600 Su	Westerly Limit: 398 to Easterly Limit: 397A	
17b	Scott Plant T2	0145 Su to 0400 M	Westerly Limit: 398 to Easterly Limit: 397A	
18a	Scott Plant T2	0145 Sa to 0600 Su	Westerly Limit: 398 to Easterly Limit: 397A	
18b	Scott Plant T2	0145 Su to 0400 M	Westerly Limit: 398 to Easterly Limit: 397A	
11	Scott Plant T2, NL1	2000 MTWThF to 0600 TWThFSa	Westerly Limit: 398 to Easterly Limit: 385	
11	Scott Plant T3	2240 MTWThF to 0600 TWThFSa	Westerly Limit: 394 to Easterly Limit: 393	
12	Scott Plant T3	2345 MTWThF to 0600 TWThFSa	Westerly Limit: 394 to Easterly Limit: 393	
14	Scott Plant T3	0045 MTWThF to 0600 TWThFSa	Westerly Limit: 394 to Easterly Limit: 393	
15	Scott Plant T3	2340 SaSu to 0600 SuM	Westerly Limit: 394 to Easterly Limit: 393	
16	Scott Plant T3	0015 SaSu to 0600 SuM	Westerly Limit: 394 to Easterly Limit: 393	
18	Scott Plant T3	0105 SaSu to 0600 SuM	Westerly Limit: 394 to Easterly Limit: 393	
17a	Scott Plant T3	0105 Sa to 0600 Su	Westerly Limit: 394 to Easterly Limit: 393	
17b	Scott Plant T3	0105 Su to 0550 M	Westerly Limit: 394 to Easterly Limit: 393	
13a	Scott Plant T3, SL1, E2	0045 MTWTh to 0545 TWThF	Westerly Limit: 394 to Easterly Limit: 264	
13b	Scott Plant T3, SL1, E2	0045 F to 0600 Sa	Westerly Limit: 394 to Easterly Limit: 264	
11	Scott Plant T4	2315 MTWThF to 0600 TWThFSa	Westerly Limit: 388 to Easterly Limit: 387	
12	Scott Plant T4	2315 MTWThF to 0600 TWThFSa	Westerly Limit: 388 to Easterly Limit: 387	
13	Scott Plant T4	2345 MTWThF to 0600 TWThFSa	Westerly Limit: 388 to Easterly Limit: 387	
14	Scott Plant T4	2345 MTWThF to 0600 TWThFSa	Westerly Limit: 388 to Easterly Limit: 387	
15	Scott Plant T4	2355 SaSu to 0600 SuM	Westerly Limit: 388 to Easterly Limit: 387	

**UNION STATION RAIL CORRIDOR WORK EVENT TIMES BY TRACK** continued..

Routing Strategy	Track	Time Allowed	Signal Limits	Notes
16	Scott Plant T4	2355 SaSu to 0600 SuM	Westerly Limit: 388 to Easterly Limit: 387	
17	Scott Plant T4	0015 SaSu to 0600 SuM	Westerly Limit: 388 to Easterly Limit: 387	
18	Scott Plant T4	0015 SaSu to 0600 SuM	Westerly Limit: 388 to Easterly Limit: 387	
11	Scott Plant T5	2345 MTWThF to 0600 TWThFSa	Westerly Limit: 382 to Easterly Limit: 381	
12	Scott Plant T5	2000 MTWThF to 0600 TWThFSa	Westerly Limit: 382 to Easterly Limit: 381	
13	Scott Plant T5	2315 MTWThF to 0600 TWThFSa	Westerly Limit: 382 to Easterly Limit: 381	
14	Scott Plant T5	2315 MTWThF to 0600 TWThFSa	Westerly Limit: 382 to Easterly Limit: 381	
15	Scott Plant T5	0015 SaSu to 0600 SuM	Westerly Limit: 382 to Easterly Limit: 381	
16	Scott Plant T5	2000 SaSu to 0600 SuM	Westerly Limit: 382 to Easterly Limit: 381	
17	Scott Plant T5	2355 SaSu to 0600 SuM	Westerly Limit: 382 to Easterly Limit: 381	
18	Scott Plant T5	2345 SaSu to 0600 SuM	Westerly Limit: 382 to Easterly Limit: 381	
13	Scott Plant T6	2000 MTWThF to 0600 TWThFSa	Westerly Limit: 375 to Easterly Limit: 374	
14	Scott Plant T6	2245 MTWThF to 0600 TWThFSa	Westerly Limit: 375 to Easterly Limit: 374	
15	Scott Plant T6	0145 SaSu to 0600 SuM	Westerly Limit: 375 to Easterly Limit: 374	
16	Scott Plant T6	2340 SaSu to 0600 SuM	Westerly Limit: 375 to Easterly Limit: 374	
17	Scott Plant T6	2000 SaSu to 0600 SuM	Westerly Limit: 375 to Easterly Limit: 374	
18	Scott Plant T6	2345 SaSu to 0600 SuM	Westerly Limit: 375 to Easterly Limit: 374	
11	Scott Plant T6, E1	0045 MTWThF to 0600 TWThFSa	Westerly Limit: 375 to Easterly Limit: 335	
12	Scott Plant T6, E1	2315 MTWThF to 0600 TWThFSa	Westerly Limit: 375 to Easterly Limit: 373	
13	Scott Plant T7	2315 MTWThF to 0600 TWThFSa	Westerly Limit: 370 to Easterly Limit: 369	
14	Scott Plant T7	2000 MTWThF to 0600 TWThFSa	Westerly Limit: 370 to Easterly Limit: 369	
17	Scott Plant T7	2345 SaSu to 0600 SuM	Westerly Limit: 370 to Easterly Limit: 369	
18	Scott Plant T7	2000 SaSu to 0600 SuM	Westerly Limit: 370 to Easterly Limit: 369	
11a	Scott Plant T7	0045 MTWTh to 0400 TWThF	Westerly Limit: 370 to Easterly Limit: 369	
11b	Scott Plant T7	0045 F to 0600 Sa	Westerly Limit: 370 to Easterly Limit: 369	
15a	Scott Plant T7	0105 Sa to 0600 Su	Westerly Limit: 370 to Easterly Limit: 369	
15b	Scott Plant T7	0105 Su to 0400 M	Westerly Limit: 370 to Easterly Limit: 369	
16a	Scott Plant T7	0115 Sa to 0600 Su	Westerly Limit: 370 to Easterly Limit: 369	
16b	Scott Plant T7	0115 Su to 0545 M	Westerly Limit: 370 to Easterly Limit: 369	
12a	Scott Plant T7, E2	0050 MTWTh to 0545 TWThF	Westerly Limit: 370 to Easterly Limit: 368	
12b	Scott Plant T7, E2	0050 F to 0600 Sa	Westerly Limit: 370 to Easterly Limit: 368	
11	Scott Plant T8	2345 MTWThF to 0600 TWThFSa	Westerly Limit: 367 to Easterly Limit: 366	
12	Scott Plant T8	2345 MTWThF to 0600 TWThFSa	Westerly Limit: 367 to Easterly Limit: 366	
13	Scott Plant T8	2345 MTWThF to 0600 TWThFSa	Westerly Limit: 367 to Easterly Limit: 366	
14	Scott Plant T8	2000 MTWThF to 0600 TWThFSa	Westerly Limit: 367 to Easterly Limit: 366	
15	Scott Plant T8	2345 SaSu to 0600 SuM	Westerly Limit: 367 to Easterly Limit: 366	
16	Scott Plant T8	2345 SaSu to 0600 SuM	Westerly Limit: 367 to Easterly Limit: 366	
17	Scott Plant T8	2345 SaSu to 0600 SuM	Westerly Limit: 367 to Easterly Limit: 366	
18	Scott Plant T8	2000 SaSu to 0600 SuM	Westerly Limit: 367 to Easterly Limit: 366	
12	Scott Plant T9, E4	2000 MTWThF to 0550 TWThFSa	Westerly Limit: 409 to Easterly Limit: 407	
13	Scott Plant T9, E4	2000 MTWThF to 0550 TWThFSa	Westerly Limit: 409 to Easterly Limit: 407	
14	Scott Plant T9, E4	2000 MTWThF to 0550 TWThFSa	Westerly Limit: 409 to Easterly Limit: 407	
15	Scott Plant T9, E4	2000 SaSu to 0600 SuM	Westerly Limit: 409 to Easterly Limit: 407	
11a	Scott Plant T9, E4	2000 MTWTh to 0550 TWThF	Westerly Limit: 409 to Easterly Limit: 407	
11b	Scott Plant T9, E4	2000 F to 0600 Sa	Westerly Limit: 409 to Easterly Limit: 407	
15a	Scott Plant T9, E4	2000 Sa to 0600 Su	Westerly Limit: 409 to Easterly Limit: 407	
16a	Scott Plant T9, E4	2000 Sa to 0600 Su	Westerly Limit: 409 to Easterly Limit: 407	
16b	Scott Plant T9, E4	2000 Su to 0550 M	Westerly Limit: 409 to Easterly Limit: 407	
17a	Scott Plant T9, E4	2000 Sa to 0600 Su	Westerly Limit: 409 to Easterly Limit: 407	
17b	Scott Plant T9, E4	2000 Su to 0550 M	Westerly Limit: 409 to Easterly Limit: 407	
18a	Scott Plant T9, E4	2000 Sa to 0600 Su	Westerly Limit: 409 to Easterly Limit: 407	
18b	Scott Plant T9, E4	2000 Su to 0550 M	Westerly Limit: 409 to Easterly Limit: 407	
11	Cherry Plant E1	2130 MTWThF to 0600 TWThFSa	Westerly Limit: 194 to Easterly Limit: 206	
11	Cherry Plant E1	2000 MTWThF to 0600 TWThFSa	Westerly Limit: 254B to Easterly Limit: 194	
12	Cherry Plant E1	0040 MTWThF to 0600 TWThFSa	Westerly Limit: 254B to Easterly Limit: 148	
12	Cherry Plant E1	2130 MTWThF to 0600 TWThFSa	Westerly Limit: 159 to Easterly Limit: 206	
13	Cherry Plant E1	0040 MTWThF to 0600 TWThFSa	Westerly Limit: 254B to Easterly Limit: 148	
13	Cherry Plant E1	2130 MTWThF to 0600 TWThFSa	Westerly Limit: 159 to Easterly Limit: 206	
14	Cherry Plant E1	2130 MTWThF to 0600 TWThFSa	Westerly Limit: 159 to Easterly Limit: 206	

**UNION STATION RAIL CORRIDOR WORK EVENT TIMES BY TRACK** continued..

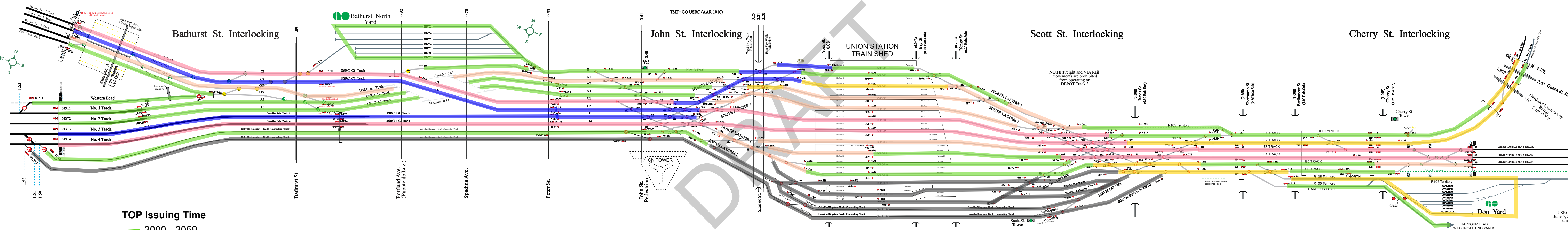
Routing Strategy	Track	Time Allowed	Signal Limits	Notes
15	Cherry Plant E1	0020 SaSu to 0600 SuM	Westerly Limit: 194 to Easterly Limit: 206	
15	Cherry Plant E1	2315 SaSu to 0600 SuM	Westerly Limit: 254B to Easterly Limit: 194	
15	Cherry Plant E1	0045 SaSu to 0600 SuM	Westerly Limit: 374 to Easterly Limit: 335	
16	Cherry Plant E1	0020 SaSu to 0600 SuM	Westerly Limit: 159 to Easterly Limit: 206	
17	Cherry Plant E1	0040 SaSu to 0600 SuM	Westerly Limit: 254B to Easterly Limit: 148	
17	Cherry Plant E1	0020 SaSu to 0600 SuM	Westerly Limit: 159 to Easterly Limit: 206	
18	Cherry Plant E1	0040 SaSu to 0600 SuM	Westerly Limit: 254B to Easterly Limit: 148	
18	Cherry Plant E1	0020 SaSu to 0600 SuM	Westerly Limit: 159 to Easterly Limit: 206	
14a	Cherry Plant E1	0040 MTWTh to 0550 TWThF	Westerly Limit: 254B to Easterly Limit: 148	
14b	Cherry Plant E1	0040 F to 0600 Sa	Westerly Limit: 254B to Easterly Limit: 148	
16a	Cherry Plant E1	0040 Sa to 0600 Su	Westerly Limit: 254B to Easterly Limit: 148	
16b	Cherry Plant E1	0140 Su to 0600 M	Westerly Limit: 254B to Easterly Limit: 148	
11	Cherry Plant E2	2130 MTWThF to 0600 TWThFSa	Westerly Limit: 264 to Easterly Limit: 199	
11	Cherry Plant E2	2000 MTWThF to 0600 TWThFSa	Westerly Limit: 199 to Easterly Limit: 205	
12	Cherry Plant E2	0040 MTWThF to 0600 TWThFSa	Westerly Limit: 138 to Easterly Limit: 141	
12	Cherry Plant E2	2000 MTWThF to 0600 TWThFSa	Westerly Limit: 264 to Easterly Limit: 138	
12	Cherry Plant E2	2000 MTWThF to 0600 TWThFSa	Westerly Limit: 166 to Easterly Limit: 205	
13	Cherry Plant E2	2000 MTWThF to 0600 TWThFSa	Westerly Limit: 166 to Easterly Limit: 205	
14	Cherry Plant E2	2000 MTWThF to 0600 TWThFSa	Westerly Limit: 166 to Easterly Limit: 205	
15	Cherry Plant E2	0020 SaSu to 0600 SuM	Westerly Limit: 264 to Easterly Limit: 199	
15	Cherry Plant E2	2315 SaSu to 0600 SuM	Westerly Limit: 199 to Easterly Limit: 205	
16	Cherry Plant E2	2315 SaSu to 0600 SuM	Westerly Limit: 264 to Easterly Limit: 138	
16	Cherry Plant E2	2315 SaSu to 0600 SuM	Westerly Limit: 166 to Easterly Limit: 205	
17	Cherry Plant E2	2315 SaSu to 0600 SuM	Westerly Limit: 166 to Easterly Limit: 205	
18	Cherry Plant E2	2315 SaSu to 0600 SuM	Westerly Limit: 166 to Easterly Limit: 205	
13a	Cherry Plant E2	0050 MTWTh to 0550 TWThF	Westerly Limit: 264 to Easterly Limit: 141	
13b	Cherry Plant E2	0050 F to 0600 Sa	Westerly Limit: 264 to Easterly Limit: 141	
14a	Cherry Plant E2	0050 MTWTh to 0550 TWThF	Westerly Limit: 264 to Easterly Limit: 141	
14b	Cherry Plant E2	0050 F to 0600 Sa	Westerly Limit: 264 to Easterly Limit: 141	
16a	Cherry Plant E2	0040 Sa to 0600 Su	Westerly Limit: 138 to Easterly Limit: 141	
16b	Cherry Plant E2	0140 Su to 0600 M	Westerly Limit: 138 to Easterly Limit: 141	
17a	Cherry Plant E2	0050 Sa to 0600 Su	Westerly Limit: 264 to Easterly Limit: 141	
17b	Cherry Plant E2	0100 Su to 0550 M	Westerly Limit: 264 to Easterly Limit: 141	
18a	Cherry Plant E2	0050 Sa to 0600 Su	Westerly Limit: 264 to Easterly Limit: 141	
18b	Cherry Plant E2	0100 Su to 0550 M	Westerly Limit: 264 to Easterly Limit: 141	
11	Cherry Plant E3	0040 MTWThF to 0600 TWThFSa	Westerly Limit: 269 to Easterly Limit: 171	
12	Cherry Plant E3	0040 MTWThF to 0600 TWThFSa	Westerly Limit: 131 to Easterly Limit: 171	
12	Cherry Plant E3	2000 MTWThF to 0600 TWThFSa	Westerly Limit: 269 to Easterly Limit: 131	
13	Cherry Plant E3	2335 MTWThF to 0600 TWThFSa	Westerly Limit: 269 to Easterly Limit: 131	
14	Cherry Plant E3	2335 MTWThF to 0600 TWThFSa	Westerly Limit: 269 to Easterly Limit: 131	
15	Cherry Plant E3	0040 SaSu to 0600 SuM	Westerly Limit: 269 to Easterly Limit: 171	
16	Cherry Plant E3	2000 SaSu to 0600 SuM	Westerly Limit: 269 to Easterly Limit: 131	
17	Cherry Plant E3	2335 SaSu to 0600 SuM	Westerly Limit: 269 to Easterly Limit: 131	
18	Cherry Plant E3	2335 SaSu to 0600 SuM	Westerly Limit: 269 to Easterly Limit: 131	
13a	Cherry Plant E3	0050 MTWTh to 0550 TWThF	Westerly Limit: 131 to Easterly Limit: 171	
13b	Cherry Plant E3	0050 F to 0600 Sa	Westerly Limit: 131 to Easterly Limit: 171	
14a	Cherry Plant E3	0050 MTWTh to 0550 TWThF	Westerly Limit: 131 to Easterly Limit: 171	
14b	Cherry Plant E3	0050 F to 0600 Sa	Westerly Limit: 131 to Easterly Limit: 171	
16a	Cherry Plant E3	0040 Sa to 0600 Su	Westerly Limit: 131 to Easterly Limit: 171	
16b	Cherry Plant E3	0140 Su to 0600 M	Westerly Limit: 131 to Easterly Limit: 171	
17a	Cherry Plant E3	0050 Sa to 0600 Su	Westerly Limit: 131 to Easterly Limit: 171	
17b	Cherry Plant E3	0100 Su to 0550 M	Westerly Limit: 131 to Easterly Limit: 171	
18a	Cherry Plant E3	0050 Sa to 0600 Su	Westerly Limit: 131 to Easterly Limit: 171	
18b	Cherry Plant E3	0100 Su to 0550 M	Westerly Limit: 131 to Easterly Limit: 171	
12	Cherry Plant E4	2000 MTWThF to 0600 TWThFSa	Westerly Limit: 274 to Easterly Limit: 174	
12	Cherry Plant E4	2320 MTWThF to 0600 TWThFSa	Westerly Limit: 174 to Easterly Limit: 175	
13	Cherry Plant E4	0050 MTWThF to 0600 TWThFSa	Westerly Limit: 174 to Easterly Limit: 175	
13	Cherry Plant E4	2320 MTWThF to 0600 TWThFSa	Westerly Limit: 274 to Easterly Limit: 174	
14	Cherry Plant E4	0050 MTWThF to 0600 TWThFSa	Westerly Limit: 174 to Easterly Limit: 175	



**UNION STATION RAIL CORRIDOR WORK EVENT TIMES BY TRACK** continued..

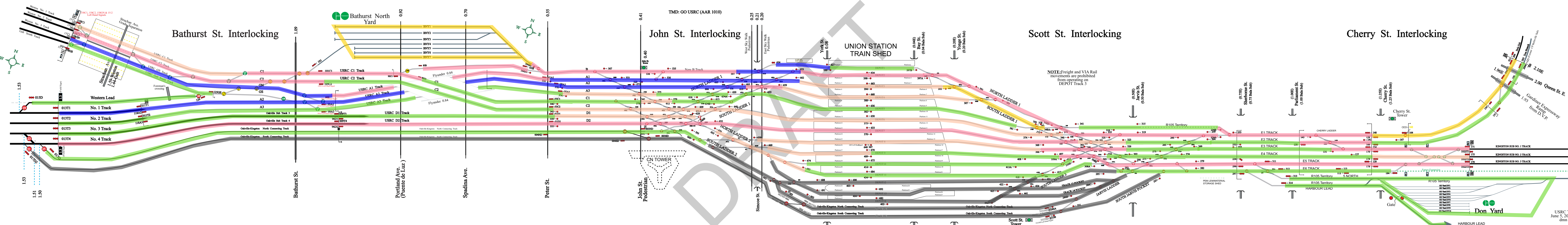
Routing Strategy	Track	Time Allowed	Signal Limits	Notes
14	Cherry Plant E4	2320 MTWThF to 0600 TWThFSa	Westerly Limit: 274 to Easterly Limit: 174	
16	Cherry Plant E4	2000 SaSu to 0600 SuM	Westerly Limit: 274 to Easterly Limit: 174	
16	Cherry Plant E4	2320 SaSu to 0600 SuM	Westerly Limit: 174 to Easterly Limit: 175	
17	Cherry Plant E4	2320 SaSu to 0600 SuM	Westerly Limit: 274 to Easterly Limit: 174	
18	Cherry Plant E4	2320 SaSu to 0600 SuM	Westerly Limit: 274 to Easterly Limit: 174	
11a	Cherry Plant E4	0050 MTWTh to 0550 TWThF	Westerly Limit: 274 to Easterly Limit: 175	
11b	Cherry Plant E4	0050 F to 0600 Sa	Westerly Limit: 274 to Easterly Limit: 175	
15a	Cherry Plant E4	0050 Sa to 0600 Su	Westerly Limit: 274 to Easterly Limit: 175	
15b	Cherry Plant E4	0100 Su to 0550 M	Westerly Limit: 274 to Easterly Limit: 175	
17a	Cherry Plant E4	0050 SaSu to 0600 SuM	Westerly Limit: 174 to Easterly Limit: 175	
17b	Cherry Plant E4	0100 Su to 0600 M	Westerly Limit: 174 to Easterly Limit: 175	
18a	Cherry Plant E4	0050 SaSu to 0600 SuM	Westerly Limit: 174 to Easterly Limit: 175	
18b	Cherry Plant E4	0100 Su to 0600 M	Westerly Limit: 174 to Easterly Limit: 175	
11	Cherry Plant E5	2320 MTWThF to 0600 TWThFSa	Westerly Limit: 178 to Easterly Limit: 179	
13	Cherry Plant E5	2000 MTWThF to 0600 TWThFSa	Westerly Limit: 311 to Easterly Limit: 178	
13	Cherry Plant E5	2320 MTWThF to 0600 TWThFSa	Westerly Limit: 178 to Easterly Limit: 179	
14	Cherry Plant E5	2000 MTWThF to 0600 TWThFSa	Westerly Limit: 311 to Easterly Limit: 178	
14	Cherry Plant E5	2320 MTWThF to 0600 TWThFSa	Westerly Limit: 178 to Easterly Limit: 179	
15	Cherry Plant E5	2320 SaSu to 0600 SuM	Westerly Limit: 178 to Easterly Limit: 179	
15	Cherry Plant E5	2000 SaSu to 0600 SuM	Westerly Limit: 311 to Easterly Limit: 178	
17	Cherry Plant E5	2000 SaSu to 0600 SuM	Westerly Limit: 311 to Easterly Limit: 120	
17	Cherry Plant E5	2330 SaSu to 0600 SuM	Westerly Limit: 178 to Easterly Limit: 179	
18	Cherry Plant E5	2000 SaSu to 0600 SuM	Westerly Limit: 311 to Easterly Limit: 178	
18	Cherry Plant E5	2320 SaSu to 0600 SuM	Westerly Limit: 178 to Easterly Limit: 179	
12a	Cherry Plant E5	0050 MTWTh to 0550 TWThF	Westerly Limit: 311 to Easterly Limit: 179	
12b	Cherry Plant E5	0050 F to 0600 Sa	Westerly Limit: 311 to Easterly Limit: 179	
16a	Cherry Plant E5	0050 Sa to 0600 Su	Westerly Limit: 311 to Easterly Limit: 179	
16b	Cherry Plant E5	0059 Su to 0550 M	Westerly Limit: 311 to Easterly Limit: 179	
11	Cherry Plant E6	2000 MTWThF to 0600 TWThFSa	Westerly Limit: 312 to Easterly Limit: 184	
12	Cherry Plant E6	2000 MTWThF to 0600 TWThFSa	Westerly Limit: 312 to Easterly Limit: 184	
13	Cherry Plant E6	2000 MTWThF to 0600 TWThFSa	Westerly Limit: 312 to Easterly Limit: 184	
14	Cherry Plant E6	2000 MTWThF to 0600 TWThFSa	Westerly Limit: 312 to Easterly Limit: 184	
15	Cherry Plant E6	2000 SaSu to 0600 SuM	Westerly Limit: 312 to Easterly Limit: 184	
16	Cherry Plant E6	2000 SaSu to 0600 SuM	Westerly Limit: 312 to Easterly Limit: 184	

# Routing Strategy 11



USRC TS  
June 5, 2017  
dm

# Routing Strategy 12

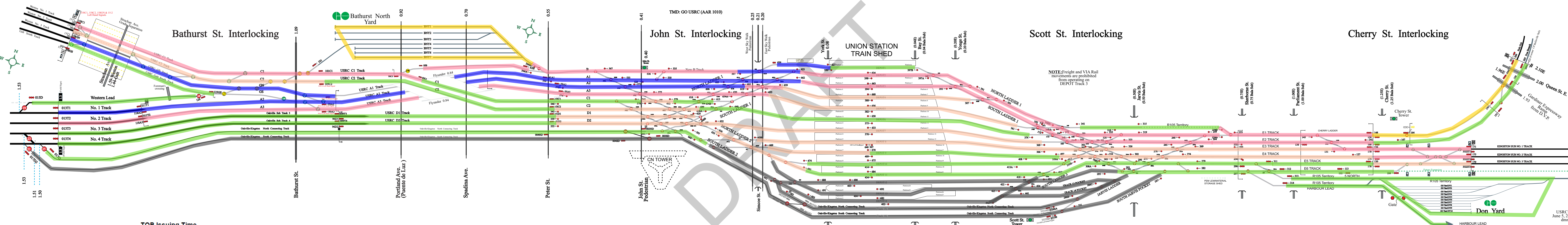


### TOP Issuing Time

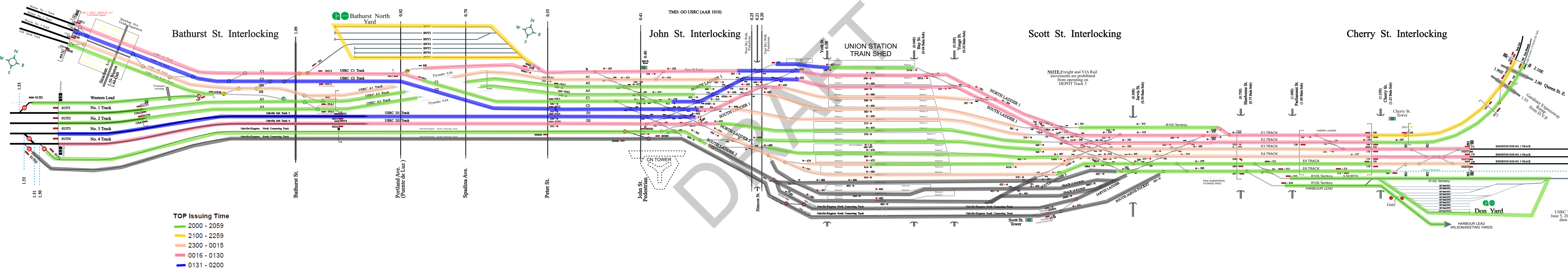
- █ 2000 - 2059
- █ 2100 - 2259
- █ 2300 - 0015
- █ 0016 - 0130
- █ 0131 - 0200

Times are approximate. Please refer to Work Event Times by Track for exact TOP issuance and cancellations times

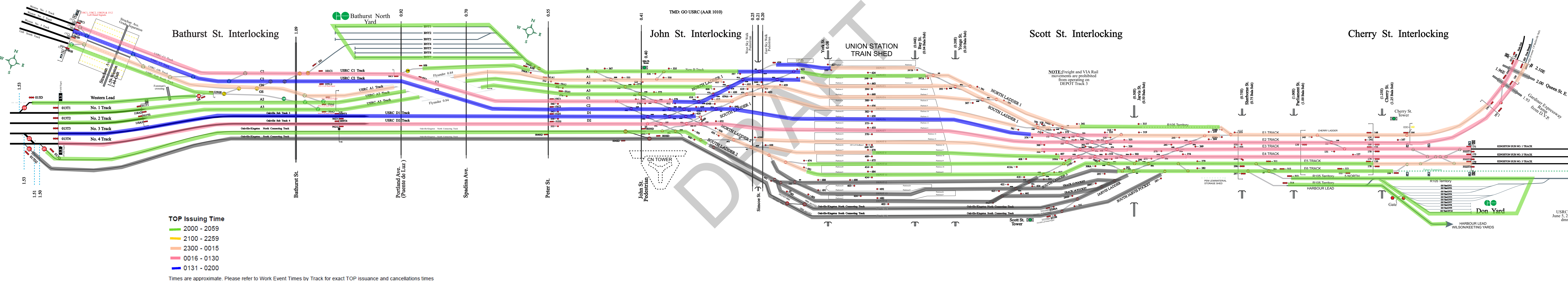
# Routing Strategy 13




# Routing Strategy 14



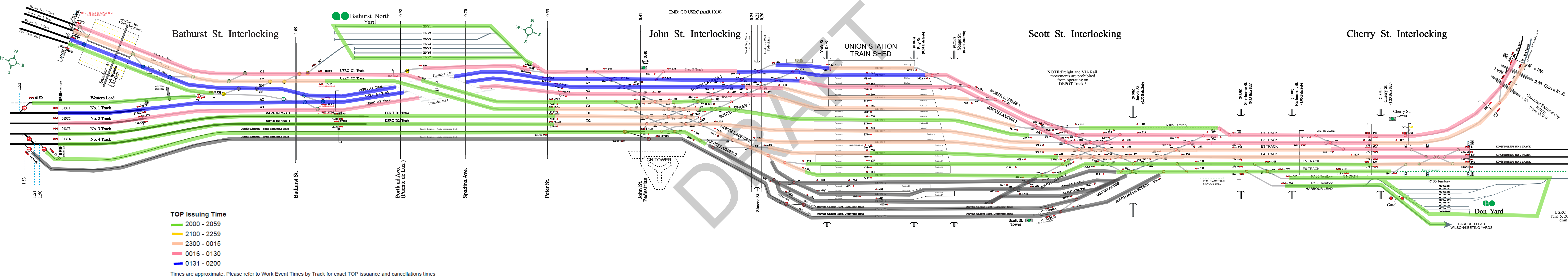
# Routing Strategy 15



# Routing Strategy 16



# Routing Strategy 17



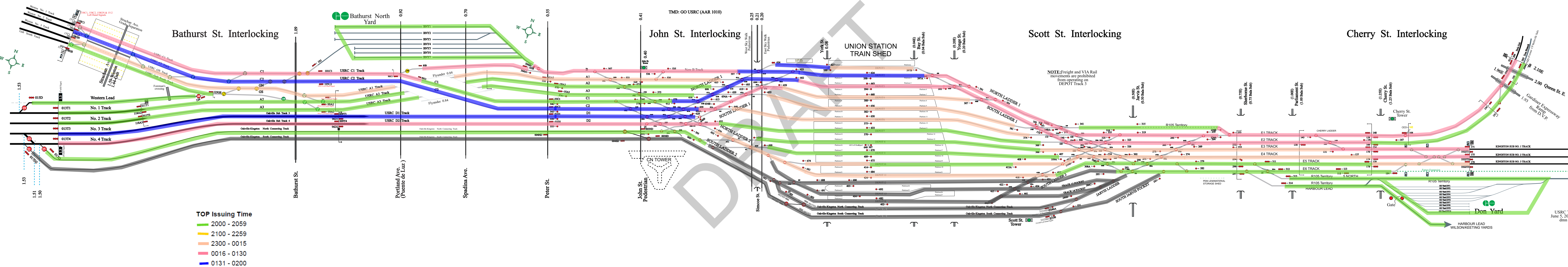
### TOP Issuing Time

- 2000 - 2059
- 2100 - 2259
- 2300 - 0015
- 0016 - 0130
- 0131 - 0200

Times are approximate. Please refer to Work Event Times by Track for exact TOP issuance and cancellations times



# Routing Strategy 18



## ROUTING STRATEGY 11+11a

Effective Monday-Thursday nights through Tuesday-Friday mornings

Trip	From	To	Track	Arrival	Departure	Routing
4114/4117	Pearson	Pearson	1	1952	2000	C2-NL1-T1-NL1-A1-GN
V55	Kingston	Oakville	8	1957	2007	E3-T8-NL2-D1
4116/4119	Pearson	Pearson	1	2007	2015	C2-NL1-T1-NL1-A1-GN
9031/1031	Lakeshore East	Lakeshore West	5	2011	2013	E3-NL1-T5-SL1 -D1
1030/9030	Lakeshore West	Lakeshore East	7	2011	2013	D2-T7-SL1-E4-CL-E5
4118/4121	Pearson	Pearson	1	2022	2030	C2-NL1-T1-NL1-A1-GN
E6233/6233	Willowbrook	Barrie	3	2030	2040	D2-SL1-T3-SL1-C1
4120/4123	Pearson	Pearson	1	2037	2045	C2-NL1-T1-NL1-A1-GN
9231/1231	Lakeshore East	Lakeshore West	5	2041	2043	E3-NL1-T5-SL1 -D1
1230/9230	Lakeshore West	Lakeshore East	7	2041	2043	D2-T7-SL1-E4-CL-E5
E3533/3533	Don Yard	Kitchener	6	2043	2053	DL-E6-SL1-T6-NL2-C1
3432/7434	Kitchener	Stouffville	4	2051	2115	C2-SL1-T4-SL1-E4
4122/4125	Pearson	Pearson	1	2052	2100	C2-NL1-T1-NL1-A1-GN
4124/4127	Pearson	Pearson	1	2107	2115	C2-NL1-T1-NL1-A1-GN
9033/1033	Lakeshore East	Lakeshore West	5	2111	2113	E3-NL1-T5-SL1 -D1
1032/9032	Lakeshore West	Lakeshore East	7	2111	2113	D2-T7-SL1-E4-CL-E5
V69	Kingston	Oakville	8	2115	2125	E3-T8-NL2-D1
4126/4129	Pearson	Pearson	1	2122	2130	C2-NL1-T1-NL1-A1-GN
E6235U/6235	Richmond Hill	Barrie	3	2130	2140	E1-197-E2-SL1-T3-SL1-C1
E3935/3935	Don Yard	Kitchener	6	2133	2153	DL-E6-SL1-T6-NL2-C1
6232/7436	Barrie	Stouffville	4	2133	2215	C1-162-C2-SL1-T4-SL1-E4
4128/4131	Pearson	Pearson	1	2137	2145	C2-NL1-T1-NL1-A1-GN
9233/1233	Lakeshore East	Lakeshore West	5	2141	2143	E3-NL1-T5-SL1 -D1
1232/9232	Lakeshore West	Lakeshore East	7	2141	2143	D2-T7-SL1-E4-CL-E5
V647	Kingston	Oakville	8	2145	2155	E3-T8-NL2-D1
3434/E3434W	Kitchener	Willowbrook	5	2151	2201	C2-SL1-T5-SL1-D1
4130/4133	Pearson	Pearson	1	2152	2200	C2-NL1-T1-NL1-A1-GN
4132/4135	Pearson	Pearson	1	2207	2215	C2-NL1-T1-NL1-A1-GN
9035/1035	Lakeshore East	Lakeshore West	5	2211	2213	E3-NL1-T5-SL1 -D1
1034/9034	Lakeshore West	Lakeshore East	7	2211	2213	D2-T7-SL1-E4-CL-E5
4134/4137	Pearson	Pearson	1	2222	2230	C2-NL1-T1-NL1-A1-GN
7535/6537	Stouffville	Barrie	3	2227	2240	E3-SL1-T3-SL1-C1
E7738/7738	Kitchener	Stouffville	4	2232	2315	C2-SL1-T4-SL1-E4
6234/3937	Barrie	Kitchener	6	2233	2253	C1-162-C2-T6-NL2-C1
4136/4139	Pearson	Pearson	1	2237	2245	C2-NL1-T1-NL1-A1-GN
9235/1235	Lakeshore East	Lakeshore West	5	2241	2243	E3-NL1-T5-SL1 -D1
1234/9234	Lakeshore West	Lakeshore East	7	2241	2243	D2-T7-SL1-E4-CL-E5
3932/E3932W	Kitchener	Willowbrook	5	2251	2301	C2-SL1-T5-SL1-D1
4138/4141	Pearson	Pearson	1	2252	2300	C2-NL1-T1-NL1-A1-GN
4140/4143	Pearson	Pearson	1	2307	2315	C2-NL1-T1-NL1-A1-GN
V59	Kingston	Oakville	8	2307	2317	E3-T8-NL2-D1
E8124/E8125W	BNY (Spare)	Willowbrook		2310	0045	
9037/1037	Lakeshore East	Lakeshore West	5	2311	2313	E3-NL1-T5-SL1 -D1
1036/9036	Lakeshore West	Lakeshore East	7	2311	2313	D2-T7-SL1-E4-CL-E5
V88	Kitchener	Oakville	9W	2317	2327	C2-NL2-T9-NL2-D1
4142/4145	Pearson	Pearson	1	2322	2330	C2-NL1-T1-NL1-C1
7537/E7537W	Stouffville	Willowbrook	5	2327	2330	E3-NL1-T5-SL1 -D1
V669	Kingston	Oakville	8	2333	2343	E3-T8-NL2-D1
6236/E6236W	Barrie	Willowbrook	6	2333	2343	C1-162-C2-T6-SL1-D1
4144/4147	Pearson	Pearson	1	2337	2345	C2-NL1-T1-NL1-C1
9237/1237	Lakeshore East	Lakeshore West	5	2341	2343	E3-NL1-T5-SL1 -D1
1236/9236	Lakeshore West	Lakeshore East	7	2341	2343	D2-T7-SL1-E4
4146/4149	Pearson	Pearson	1	2352	2359	C2-NL1-T1-NL1-C1
4148/4151	Pearson	Pearson	1	0007	0015	C2-NL1-T1-NL1-C1
9039/1039	Lakeshore East	Lakeshore West	6	0011	0013	E3-NL1-T6-SL1 -D1
1038/9038	Lakeshore West	Lakeshore East	7	0011	0013	D2-T7-SL1-E4
4150/4153	Pearson	Pearson	1	0022	0030	C2-NL1-T1-NL1-C1

**ROUTING STRATEGY 11+11a** continued ..

Effective Monday-Thursday nights through Tuesday-Friday mornings

Trip	From	To	Track	Arrival	Departure	Routing
7539/E7539W	Stouffville	Willowbrook	6	0027	0030	E3-NL1-T6-SL1 -D1
4152/4155	Pearson	Pearson	1	0037	0045	C2-NL1-T1-NL1-C1
9239/1239	Lakeshore East	Lakeshore West	6	0041	0043	E3-NL1-T6-SL1 -D1
1238/9238	Lakeshore West	Lakeshore East	7	0041	0043	D2-T7-SL1-E4
4154/4157	Pearson	Pearson	1	0052	0100	C2-NL1-T1-NL1-C1
4156/E4156T	Pearson	Willowbrook	1	0107	0117	C2-NL1-T1-NL1-D1
4158/E4158W	Pearson	Willowbrook	1	0122	0132	C2-NL1-T1-NL1-D1
E4153U/E4153W	Pearson	Willowbrook	1	0128	0138	C2-NL1-T1-NL1-D1
E4155U/E4155W	Pearson	Willowbrook	1	0143	0153	C2-NL1-T1-NL1-D1
E4157U/E4157W	Pearson	Willowbrook	1	0158	0158	C2-NL1-T1-NL1-D1

AM Trips

Trip	From	To	Track	Arrival	Departure	Routing
E3402U/E3402	Willowbrook	Kitchener	7	410	420	D2-T7-NL2-C2
E4201/4201	Willowbrook	Pearson	1	446	455	D2-NL1-T1-NL1-C2
E4203/4203	Willowbrook	Pearson	1	501	510	D2-NL1-T1-NL1-C2
E4001/4001	Willowbrook	Pearson	1	510	530	D2-NL1-T1-NL1-C2
E4003/4003	Willowbrook	Pearson	1	525	545	D2-NL1-T1-NL1-C2
E4006U/E4006	Willowbrook	Pearson	1	526	526	D2-NL2-C2
E9057U/E9057	Willowbrook	Lakeshore East	7	550	550	D2-T7-SL1-E4
V60/50	Oakville	Kingston	9	555	640	D2-NL2-T9
4002/4005	Pearson	Pearson	1	552	600	C1-NL1-T1

## ROUTING STRATEGY 11+11b

Effective Friday night through Saturday morning

Trip	From	To	Track	Arrival	Departure	Routing
4114/4117	Pearson	Pearson	1	1952	2000	C2-NL1-T1-NL1-A1-GN
V55	Kingston	Oakville	8	1957	2007	E3-T8-NL2-D1
4116/4119	Pearson	Pearson	1	2007	2015	C2-NL1-T1-NL1-A1-GN
9031/1031	Lakeshore East	Lakeshore West	5	2011	2013	E3-NL1-T5-SL1 -D1
1030/9030	Lakeshore West	Lakeshore East	7	2011	2013	D2-T7-SL1-E4-CL-E5
4118/4121	Pearson	Pearson	1	2022	2030	C2-NL1-T1-NL1-A1-GN
E6233/6233	Willowbrook	Barrie	3	2030	2040	D2-SL1-T3-SL1-C1
4120/4123	Pearson	Pearson	1	2037	2045	C2-NL1-T1-NL1-A1-GN
9231/1231	Lakeshore East	Lakeshore West	5	2041	2043	E3-NL1-T5-SL1 -D1
1230/9230	Lakeshore West	Lakeshore East	7	2041	2043	D2-T7-SL1-E4-CL-E5
E3533/3533	Don Yard	Kitchener	6	2043	2053	DL-E6-SL1-T6-NL2-C1
3432/7434	Kitchener	Stouffville	4	2051	2115	C2-SL1-T4-SL1-E4
4122/4125	Pearson	Pearson	1	2052	2100	C2-NL1-T1-NL1-A1-GN
4124/4127	Pearson	Pearson	1	2107	2115	C2-NL1-T1-NL1-A1-GN
9033/1033	Lakeshore East	Lakeshore West	5	2111	2113	E3-NL1-T5-SL1 -D1
1032/9032	Lakeshore West	Lakeshore East	7	2111	2113	D2-T7-SL1-E4-CL-E5
V69	Kingston	Oakville	8	2115	2125	E3-T8-NL2-D1
4126/4129	Pearson	Pearson	1	2122	2130	C2-NL1-T1-NL1-A1-GN
E6235U/6235	Richmond Hill	Barrie	3	2130	2140	E1-197-E2-SL1-T3-SL1-C1
E3935/3935	Don Yard	Kitchener	6	2133	2153	DL-E6-SL1-T6-NL2-C1
6232/7436	Barrie	Stouffville	4	2133	2215	C1-162-C2-SL1-T4-SL1-E4
4128/4131	Pearson	Pearson	1	2137	2145	C2-NL1-T1-NL1-A1-GN
9233/1233	Lakeshore East	Lakeshore West	5	2141	2143	E3-NL1-T5-SL1 -D1
1232/9232	Lakeshore West	Lakeshore East	7	2141	2143	D2-T7-SL1-E4-CL-E5
V647	Kingston	Oakville	8	2145	2155	E3-T8-NL2-D1
3434/E3434W	Kitchener	Willowbrook	5	2151	2201	C2-SL1-T5-SL1-D1
4130/4133	Pearson	Pearson	1	2152	2200	C2-NL1-T1-NL1-A1-GN
4132/4135	Pearson	Pearson	1	2207	2215	C2-NL1-T1-NL1-A1-GN
9035/1035	Lakeshore East	Lakeshore West	5	2211	2213	E3-NL1-T5-SL1 -D1
1034/9034	Lakeshore West	Lakeshore East	7	2211	2213	D2-T7-SL1-E4-CL-E5
4134/4137	Pearson	Pearson	1	2222	2230	C2-NL1-T1-NL1-A1-GN
7535/6537	Stouffville	Barrie	3	2227	2240	E3-SL1-T3-SL1-C1
E7738/7738	Kitchener	Stouffville	4	2232	2315	C2-SL1-T4-SL1-E4
6234/3937	Barrie	Kitchener	6	2233	2253	C1-162-C2-T6-NL2-C1
4136/4139	Pearson	Pearson	1	2237	2245	C2-NL1-T1-NL1-A1-GN
9235/1235	Lakeshore East	Lakeshore West	5	2241	2243	E3-NL1-T5-SL1 -D1
1234/9234	Lakeshore West	Lakeshore East	7	2241	2243	D2-T7-SL1-E4-CL-E5
3932/E3932W	Kitchener	Willowbrook	5	2251	2301	C2-SL1-T5-SL1-D1
4138/4141	Pearson	Pearson	1	2252	2300	C2-NL1-T1-NL1-A1-GN
4140/4143	Pearson	Pearson	1	2307	2315	C2-NL1-T1-NL1-A1-GN
V59	Kingston	Oakville	8	2307	2317	E3-T8-NL2-D1
E8124/E8125W	BNY (Spare)	Willowbrook		2310	0045	
9037/1037	Lakeshore East	Lakeshore West	5	2311	2313	E3-NL1-T5-SL1 -D1
1036/9036	Lakeshore West	Lakeshore East	7	2311	2313	D2-T7-SL1-E4-CL-E5
V88	Kitchener	Oakville	9W	2317	2327	C2-NL2-T9-NL2-D1
4142/4145	Pearson	Pearson	1	2322	2330	C2-NL1-T1-NL1-C1
7537/E7537W	Stouffville	Willowbrook	5	2327	2330	E3-NL1-T5-SL1 -D1
V669	Kingston	Oakville	8	2333	2343	E3-T8-NL2-D1
6236/E6236W	Barrie	Willowbrook	6	2333	2343	C1-162-C2-T6-SL1-D1
4144/4147	Pearson	Pearson	1	2337	2345	C2-NL1-T1-NL1-C1
9237/1237	Lakeshore East	Lakeshore West	5	2341	2343	E3-NL1-T5-SL1 -D1
1236/9236	Lakeshore West	Lakeshore East	7	2341	2343	D2-T7-SL1-E4
4146/4149	Pearson	Pearson	1	2352	2359	C2-NL1-T1-NL1-C1
4148/4151	Pearson	Pearson	1	0007	0015	C2-NL1-T1-NL1-C1
9039/1039	Lakeshore East	Lakeshore West	6	0011	0013	E3-NL1-T6-SL1 -D1
1038/9038	Lakeshore West	Lakeshore East	7	0011	0013	D2-T7-SL1-E4
4150/4153	Pearson	Pearson	1	0022	0030	C2-NL1-T1-NL1-C1

**ROUTING STRATEGY 11+11b** continued..

Effective Friday night through Saturday morning

Trip	From	To	Track	Arrival	Departure	Routing
7539/E7539W	Stouffville	Willowbrook	6	0027	0030	E3-NL1-T6-SL1 -D1
4152/4155	Pearson	Pearson	1	0037	0045	C2-NL1-T1-NL1-C1
9239/1239	Lakeshore East	Lakeshore West	6	0041	0043	E3-NL1-T6-SL1 -D1
1238/9238	Lakeshore West	Lakeshore East	7	0041	0043	D2-T7-SL1-E4
4154/4157	Pearson	Pearson	1	0052	0100	C2-NL1-T1-NL1-C1
4156/E4156T	Pearson	Willowbrook	1	0107	0117	C2-NL1-T1-NL1-D1
4158/E4158W	Pearson	Willowbrook	1	0122	0132	C2-NL1-T1-NL1-D1
E4153U/E4153W	Pearson	Willowbrook	1	0128	0138	C2-NL1-T1-NL1-D1
E4155U/E4155W	Pearson	Willowbrook	1	0143	0153	C2-NL1-T1-NL1-D1
E4157U/E4157W	Pearson	Willowbrook	1	0158	0158	C2-NL1-T1-NL1-D1

AM Trips

Trip	From	To	Track	Arrival	Departure	Routing
E4201/4201	Willowbrook	Pearson	1	0446	0455	D1-NL1-T1-NL1-C2
E4203/4203	Willowbrook	Pearson	1	0501	0510	D1-NL1-T1-NL1-C2
E4001/4001	Willowbrook	Pearson	1	0510	0530	D1-NL1-T1-NL1-C2
E4003/4003	Willowbrook	Pearson	1	0525	0545	D1-NL1-T1-NL1-C2
E4006U/E4006	Willowbrook	Pearson	1	0526	0526	D1-NL2-C2
4002/4005	Pearson	Pearson	1	0552	0600	C1-NL1-T1
V60/50	Oakville	Kingston	9	0555	0640	D1-NL2-T9

## **ROUTING STRATEGY 15+15a**

Effective Saturday night through Sunday morning

<b>Trip</b>	<b>From</b>	<b>To</b>	<b>Track</b>	<b>Arrival</b>	<b>Departure</b>	<b>Routing</b>
3430/7432	Kitchener	Stouffville	6	1951	2015	C2-SL1-T5-SL1-E4
4114/4117	Pearson	Pearson	1	1952	2000	C2-NL1-T1-NL1-A1-GN
4116/4119	Pearson	Pearson	1	2007	2015	C2-NL1-T1-NL1-A1-GN
1030/9030	LS West	LS East	7	2010	2013	D2-T7-SL1-E4-CL-E5
9031/1031	LS East	LS West	5	2010	2013	E3-NL1-T5-SL1 -D1
6130/6133	Barrie	Barrie	3	2013	2020	C1-162-C2-NL1-T3-SL1-C1
4118/4121	Pearson	Pearson	1	2022	2030	C2-NL1-T1-NL1-A1-GN
7531/3533	Stouffville	Kitchener	4	2027	2053	E3-NL1-T4-SL1-C1
2530/E2530W	Milton	Willowbrook	3	2035	2045	GS-162-GN-168-C2-NL1-T3
4120/4123	Pearson	Pearson	1	2037	2045	C2-NL1-T1-NL1-A1-GN
9231/1231	LS East	LS West	5	2040	2043	E3-NL1-T5-SL1 -D1
1230/9230	LS West	LS East	7	2040	2043	D2-T7-SL1-E4-CL-E5
5832/5835	Richmond Hill	Richmond Hill	1	2048	2100	E1-NL1-T1-SL1-E2
3432/7434	Kitchener	Stouffville	6	2051	2115	C2-SL1-T5-SL1-E4
4122/4125	Pearson	Pearson	1	2052	2100	C2-NL1-T1-NL1-A1-GN
4124/4127	Pearson	Pearson	1	2107	2115	C2-NL1-T1-NL1-A1-GN
1032/9032	LS West	LS East	7	2110	2113	D2-T7-SL1-E4-CL-E5
9033/1033	LS East	LS West	5	2110	2113	E3-NL1-T5-SL1 -D1
6132/6835	Barrie	Barrie	3	2113	2130	C1-162-C2-NL1-T3-SL1-C1
4126/4129	Pearson	Pearson	1	2122	2130	C2-NL1-T1-NL1-A1-GN
1982/E1982W	Niagara	Willowbrook	7	2124	2134	D2-T7-NL2-D1
7533/3535	Stouffville	Kitchener	4	2127	2153	E3-NL1-T4-SL1-C1
4128/4131	Pearson	Pearson	1	2137	2145	C2-NL1-T1-NL1-A1-GN
9233/1233	LS East	LS West	5	2140	2143	E3-NL1-T5-SL1 -D1
1232/9232	LS West	LS East	7	2140	2143	D2-T7-SL1-E4-CL-E5
V78	Oakville	Oakville	9W	2151	2201	D2-NL2-T9-NL2-D1
3434/7736	Kitchener	Stouffville	6	2151	2215	C2-SL1-T5-SL1-E4
4130/4133	Pearson	Pearson	1	2152	2200	C2-NL1-T1-NL1-A1-GN
4132/4135	Pearson	Pearson	1	2207	2215	C2-NL1-T1-NL1-A1-GN
1034/9034	LS West	LS East	7	2210	2213	D2-T7-SL1-E4-CL-E5
9035/1035	LS East	LS West	5	2210	2213	E3-NL1-T5-SL1 -D1
4134/4137	Pearson	Pearson	1	2222	2230	C2-NL1-T1-NL1-A1-GN
6832/6837	Barrie	Barrie	3	2223	2240	C1-162-C2-NL1-T3-SL1-C1
7535/3537	Stouffville	Kitchener	4	2227	2253	E3-NL1-T4-SL1-C1
4136/4139	Pearson	Pearson	1	2237	2245	C2-NL1-T1-NL1-A1-GN
9235/1235	LS East	LS West	5	2240	2243	E3-NL1-T5-SL1 -D1
1234/9234	LS West	LS East	7	2240	2243	D2-T7-SL1-E4-CL-E5
5836/5839	Richmond Hill	Richmond Hill	1	2248	2300	E1-NL1-T1-SL1-E2
3436/7738	Kitchener	Stouffville	6	2251	2315	C2-SL1-T5-SL1-E4
4138/4141	Pearson	Pearson	1	2252	2300	C2-NL1-T1-NL1-A1-GN
4140/4143	Pearson	Pearson	1	2307	2315	C2-NL1-T1-NL1-A1-GN
V59	Kingston	Oakville	8	2307	2317	E3-T8-NL2-D1
1036/9036	LS West	LS East	7	2310	2313	D2-T7-SL1-E4-CL-E5
9037/1037	LS East	LS West	5	2310	2313	E3-NL1-T5-SL1 -D1
V88	Kitchener	Oakville	9W	2317	2327	C2-NL2-T9-NL2-D1
4142/4145	Pearson	Pearson	1	2322	2330	C2-NL1-T1-NL1-C1
7537/3539	Stouffville	Kitchener	4	2327	2353	E3-SL1-T4-SL1-C1
E8122/E8123X	LS East	LS East	BNY	0720	2304	
E6839/6839	Willowbrook	Barrie	3	2330	2340	D2-SL1-T3-SL1-C1
6236/E6236W	Barrie	Willowbrook	6	2333	2343	C1-162-C2-T6-SL1-D1
V669	Kingston	Oakville	8	2333	2343	E3-T8-NL2-D1
4144/4147	Pearson	Pearson	1	2337	2345	C2-NL1-T1-NL1-C1
9237/1237	LS East	LS West	5	2340	2343	E3-NL1-T5-SL1 -D1
1236/9236	LS West	LS East	7	2340	2343	D2-T7-SL1-E4
3438/7740	Kitchener	Stouffville	6	2351	0015	C2-SL1-T5-SL1-E4
4146/4149	Pearson	Pearson	1	2352	2359	C2-NL1-T1-NL1-C1
4148/4151	Pearson	Pearson	1	0007	0015	C2-NL1-T1-NL1-C1

**ROUTING STRATEGY 15+15a** continued..

Effective Saturday night through Sunday morning

Trip	From	To	Track	Arrival	Departure	Routing
1038/9038	LS West	LS East	7	0010	0013	D2-T7-SL1-E4
9039/1039	LS East	LS West	5	0010	0013	E3-NL1-T6-SL1 -D1
E5839U/E5839W	Richmond Hill	Willowbrook	7	0020	0020	E1-E2-T7-NL2-D1
4150/4153	Pearson	Pearson	1	0022	0030	C2-NL1-T1-NL1-C1
4152/4155	Pearson	Pearson	1	0037	0045	C2-NL1-T1-NL1-C1
9239/1239	LS East	LS West	6	0040	0043	E3-NL1-T6-SL1 -D1
1238/9238	LS West	LS East	7	0040	0043	D2-T7-SL1-E4
3440/E3440W	Kitchener	Willowbrook	7	0051	0101	C2-NL2-T7-NL2-D1
4154/4157	Pearson	Pearson	1	0052	0100	C2-NL1-T1-NL1-C1
1990/E1990W	Niagara	Willowbrook	6	0104	0114	D2-SL1-T6-SL1-D1
4156/E4156T	Pearson	Willowbrook	1	0107	0117	C2-NL1-T1-NL1-D1
4158/E4158W	Pearson	Willowbrook	1	0122	0132	C2-NL1-T1-NL1-D1
E4153U/E4153W	Pearson	Willowbrook	1	0128	0128	C2-NL1-T1-NL1-D1
E3539/E3539W	Kitchener	Willowbrook	6	0132	0142	C2-T6-SL1-D1
E4155U/E4155W	Pearson	Willowbrook	1	0143	0153	C2-NL1-T1-NL1-D1
E4157U/E4157W	Pearson	Willowbrook	1	0158	0158	C2-NL1-T1-NL1-D1

AM Trips

Trip	From	To	Track	Arrival	Departure	Routing
E4201/4201	Willowbrook	Pearson	1	0446	0455	D1-NL1-T1-NL1-C2
E4203/4203	Willowbrook	Pearson	1	0501	0510	D1-NL1-T1-NL1-C2
E4001/4001	Willowbrook	Pearson	1	0510	0530	D1-NL1-T1-NL1-C2
E4003/4003	Willowbrook	Pearson	1	0525	0545	D1-NL1-T1-NL1-C2
E4006U/E4006	Willowbrook	Pearson	1	0526	0526	D1-NL2-C2
4002/4005	Pearson	Pearson	1	0552	0600	C1-NL1-T1-NL1-C2

## ROUTING STRATEGY 15+15b

Effective Sunday night through Monday morning

Trip	From	To	Track	Arrival	Departure	Routing
3430/7432	Kitchener	Stouffville	6	1951	2015	C2-SL1-T5-SL1-E4
4114/4117	Pearson	Pearson	1	1952	2000	C2-NL1-T1-NL1-A1-GN
V55	Kingston	Oakville	8	1957	2007	E3-T8-NL2-D1
4116/4119	Pearson	Pearson	1	2007	2015	C2-NL1-T1-NL1-A1-GN
1030/9030	LS West	LS East	7	2010	2013	D2-T7-SL1-E4-CL-E5
9031/1031	LS East	LS West	5	2010	2013	E3-NL1-T5-SL1 -D1
6130/6133	Barrie	Barrie	3	2013	2020	C1-162-C2-NL1-T3-SL1-C1
4118/4121	Pearson	Pearson	1	2022	2030	C2-NL1-T1-NL1-A1-GN
7531/3533	Stouffville	Kitchener	4	2027	2053	E3-NL1-T4-SL1-C1
2530/E2530W	Milton	Willowbrook	3	2035	2045	GS-162-GN-168-C2-NL1-T3
4120/4123	Pearson	Pearson	1	2037	2045	C2-NL1-T1-NL1-A1-GN
9231/1231	LS East	LS West	5	2040	2043	E3-NL1-T5-SL1 -D1
1230/9230	LS West	LS East	7	2040	2043	D2-T7-SL1-E4-CL-E5
5832/5835	Richmond Hill	Richmond Hill	1	2048	2100	E1-NL1-T1-SL1-E2
3432/7434	Kitchener	Stouffville	6	2051	2115	C2-SL1-T5-SL1-E4
4122/4125	Pearson	Pearson	1	2052	2100	C2-NL1-T1-NL1-A1-GN
4124/4127	Pearson	Pearson	1	2107	2115	C2-NL1-T1-NL1-A1-GN
1032/9032	LS West	LS East	7	2110	2113	D2-T7-SL1-E4-CL-E5
9033/1033	LS East	LS West	5	2110	2113	E3-NL1-T5-SL1 -D1
6132/6835	Barrie	Barrie	3	2113	2130	C1-162-C2-NL1-T3-SL1-C1
V69	Kingston	Oakville	8	2115	2125	E3-T8-NL2-D1
4126/4129	Pearson	Pearson	1	2122	2130	C2-NL1-T1-NL1-A1-GN
1982/E1982W	Niagara	Willowbrook	7	2124	2134	D2-T7-NL2-D1
7533/3535	Stouffville	Kitchener	4	2127	2153	E3-NL1-T4-SL1-C1
4128/4131	Pearson	Pearson	1	2137	2145	C2-NL1-T1-NL1-A1-GN
9233/1233	LS East	LS West	5	2140	2143	E3-NL1-T5-SL1 -D1
1232/9232	LS West	LS East	7	2140	2143	D2-T7-SL1-E4-CL-E5
V647	Kingston	Oakville	8	2145	2155	E3-T8-NL2-D1
V78	Oakville	Oakville	9W	2151	2201	D2-NL2-T9-NL2-D1
3434/7736	Kitchener	Stouffville	6	2151	2215	C2-SL1-T5-SL1-E4
4130/4133	Pearson	Pearson	1	2152	2200	C2-NL1-T1-NL1-A1-GN
4132/4135	Pearson	Pearson	1	2207	2215	C2-NL1-T1-NL1-A1-GN
1034/9034	LS West	LS East	7	2210	2213	D2-T7-SL1-E4-CL-E5
9035/1035	LS East	LS West	5	2210	2213	E3-NL1-T5-SL1 -D1
4134/4137	Pearson	Pearson	1	2222	2230	C2-NL1-T1-NL1-A1-GN
6832/6837	Barrie	Barrie	3	2223	2240	C1-162-C2-NL1-T3-SL1-C1
7535/3537	Stouffville	Kitchener	4	2227	2253	E3-NL1-T4-SL1-C1
4136/4139	Pearson	Pearson	1	2237	2245	C2-NL1-T1-NL1-A1-GN
9235/1235	LS East	LS West	5	2240	2243	E3-NL1-T5-SL1 -D1
1234/9234	LS West	LS East	7	2240	2243	D2-T7-SL1-E4-CL-E5
5836/5839	Richmond Hill	Richmond Hill	1	2248	2300	E1-NL1-T1-SL1-E2
3436/7738	Kitchener	Stouffville	6	2251	2315	C2-SL1-T5-SL1-E4
4138/4141	Pearson	Pearson	1	2252	2300	C2-NL1-T1-NL1-A1-GN
4140/4143	Pearson	Pearson	1	2307	2315	C2-NL1-T1-NL1-A1-GN
V59	Kingston	Oakville	8	2307	2317	E3-T8-NL2-D1
1036/9036	LS West	LS East	7	2310	2313	D2-T7-SL1-E4-CL-E5
9037/1037	LS East	LS West	5	2310	2313	E3-NL1-T5-SL1 -D1
V88	Kitchener	Oakville	9W	2317	2327	C2-NL2-T9-NL2-D1
4142/4145	Pearson	Pearson	1	2322	2330	C2-NL1-T1-NL1-C1
7537/3539	Stouffville	Kitchener	4	2327	2353	E3-SL1-T4-SL1-C1
E8122/E8123X	LS East	LS East	BNY	0720	2304	
E6839/6839	Willowbrook	Barrie	3	2330	2340	D2-SL1-T3-SL1-C1
6236/E6236W	Barrie	Willowbrook	6	2333	2343	C1-162-C2-T6-SL1-D1
V669	Kingston	Oakville	8	2333	2343	E3-T8-NL2-D1
4144/4147	Pearson	Pearson	1	2337	2345	C2-NL1-T1-NL1-C1
9237/1237	LS East	LS West	5	2340	2343	E3-NL1-T5-SL1 -D1
1236/9236	LS West	LS East	7	2340	2343	D2-T7-SL1-E4



**ROUTING STRATEGY 15+15b** continued..

Effective Sunday night through Monday morning

Trip	From	To	Track	Arrival	Departure	Routing
3438/7740	Kitchener	Stouffville	6	2351	0015	C2-SL1-T5-SL1-E4
4146/4149	Pearson	Pearson	1	2352	2359	C2-NL1-T1-NL1-C1
4148/4151	Pearson	Pearson	1	0007	0015	C2-NL1-T1-NL1-C1
1038/9038	LS West	LS East	7	0010	0013	D2-T7-SL1-E4
9039/1039	LS East	LS West	5	0010	0013	E3-NL1-T6-SL1 -D1
E5839U/E5839F	Richmond Hill	Barrie	6	0020	0020	E1-E2-T7-NL2-C1
4150/4153	Pearson	Pearson	1	0022	0030	C2-NL1-T1-NL1-C1
4152/4155	Pearson	Pearson	1	0037	0045	C2-NL1-T1-NL1-C1
9239/1239	LS East	LS West	6	0040	0043	E3-NL1-T6-SL1 -D1
1238/9238	LS West	LS East	7	0040	0043	D2-T7-SL1-E4
3440/E3440	Kitchener	Stouffville	7	0051	0055	C2-NL2-T7-SL1-E4
4154/4157	Pearson	Pearson	1	0052	0100	C2-NL1-T1-NL1-C1
1990/E1990W	Niagara	Willowbrook	6	0104	0114	D2-SL1-T6-SL1-D1
4156/E4156T	Pearson	Willowbrook	1	0107	0117	C2-NL1-T1-NL1-D1
4158/E4158W	Pearson	Willowbrook	1	0122	0132	C2-NL1-T1-NL1-D1
E4153U/E4153W	Pearson	Willowbrook	1	0128	0128	C2-NL1-T1-NL1-D1
E3539/E3539W	Kitchener	Willowbrook	6	0132	0142	C2-T6-SL1-D1
E4155U/E4155W	Pearson	Willowbrook	1	0143	0153	C2-NL1-T1-NL1-D1
E4157U/E4157W	Pearson	Willowbrook	1	0158	0158	C2-NL1-T1-NL1-D1

AM Trips

Trip	From	To	Track	Arrival	Departure	Routing
E3402U/E3402	Willowbrook	Kitchener	7	410	420	D2-T7-NL2-C2
E4201/4201	Willowbrook	Pearson	1	446	455	D2-NL1-T1-NL1-C2
E4203/4203	Willowbrook	Pearson	1	501	510	D2-NL1-T1-NL1-C2
E4001/4001	Willowbrook	Pearson	1	510	530	D2-NL1-T1-NL1-C2
E4003/4003	Willowbrook	Pearson	1	525	545	D2-NL1-T1-NL1-C2
E4006U/E4006	Willowbrook	Pearson	1	526	526	D2-NL2-C2
E9057U/E9057	Willowbrook	Lakeshore East	7	550	550	D2-T7-SL1-E5
V60/50	Oakville	Kingston	9	555	640	D2-NL2-T9
4002/4005	Pearson	Pearson	1	552	600	C1-NL1-T1

## ROUTING STRATEGY 12+12a

Effective Monday-Thursday nights through Tuesday-Friday mornings

Trip	From	To	Track	Arrival	Departure	Routing
4114/4117	Pearson	Pearson	1	1952	2000	GN-A1-NL1-T1-B-C1-C2
V55	Kingston	Oakville	8	1957	2007	E3-CL-E1-SL2-T8-NL2-A2
4116/4119	Pearson	Pearson	1	2007	2015	GN-A1-NL1-T1-B-C1-C2
9031/1031	Lakeshore East	Lakeshore West	2	2011	2013	E3-CL-E1-NL1-T2-SL1-A2
1030/9030	Lakeshore West	Lakeshore East	7	2011	2013	D2-T7-SL1-E5
4118/4121	Pearson	Pearson	1	2022	2030	GN-A1-NL1-T1-B-C1-C2
E6233/6233	Willowbrook	Barrie	6	2030	2040	D2-SL1-T6-NL2-B-C1
4120/4123	Pearson	Pearson	1	2037	2045	GN-A1-NL1-T1-B-C1-C2
9231/1231	Lakeshore East	Lakeshore West	2	2041	2043	E3-CL-E1-NL1-T2-SL1-A2
1230/9230	Lakeshore West	Lakeshore East	7	2041	2043	D2-T7-SL1-E5
E3533/3533	BNY	Kitchener	4	2043	2053	B-NL2-A2-T4-A2-NL2-B-C1
3432/7434	Kitchener	Stouffville	6	2051	2115	GN-A1-NL2-C2-T6-SL1-E5-Cherry-E4
4122/4125	Pearson	Pearson	1	2052	2100	GN-A1-NL1-T1-B-C1-C2
4124/4127	Pearson	Pearson	1	2107	2115	GN-A1-NL1-T1-B-C1-C2
9033/1033	Lakeshore East	Lakeshore West	2	2111	2113	E3-CL-E1-NL1-T2-SL1-A2
1032/9032	Lakeshore West	Lakeshore East	7	2111	2113	D2-T7-SL1-E5
V69	Kingston	Oakville	8	2115	2125	E3-CL-E1-SL2-T8-NL2-A2
4126/4129	Pearson	Pearson	1	2122	2130	GN-A1-NL1-T1-B-C1-C2
E6235U/6235	Richmond Hill	Barrie	3	2130	2140	E1-NL1-T3-A1-NL2-B-C1
E3935/3935	BNY	Kitchener	4	2133	2153	B-NL2-A2-T4-A2-NL2-B-C1
6232/7436	Barrie	Stouffville	6	2133	2215	C1-C2-GN-A1-NL2-C2-T6-SL1-E5-Cherry-E4
4128/4131	Pearson	Pearson	1	2137	2145	GN-A1-NL1-T1-B-C1-C2
9233/1233	Lakeshore East	Lakeshore West	2	2141	2143	E3-CL-E1-NL1-T2-SL1-A2
1232/9232	Lakeshore West	Lakeshore East	7	2141	2143	D2-T7-SL1-E5
V647	Kingston	Oakville	8	2145	2155	E3-CL-E1-SL2-T8-NL2-A2
3434/E3434W	Kitchener	Willowbrook	3	2151	2201	GN-A1-T3-SL1-A2
4130/4133	Pearson	Pearson	1	2152	2200	GN-A1-NL1-T1-B-C1-C2
4132/4135	Pearson	Pearson	1	2207	2215	GN-A1-NL1-T1-B-C1-C2
9035/1035	Lakeshore East	Lakeshore West	2	2211	2213	E3-CL-E1-NL1-T2-SL1-A2
1034/9034	Lakeshore West	Lakeshore East	7	2211	2213	D2-T7-SL1-E5
4134/4137	Pearson	Pearson	1	2222	2230	GN-A1-NL1-T1-B-C1-C2
7535/6537	Stouffville	Barrie	3	2227	2240	E3-CL-E1-NL1-T3-A1-NL2-N-C1
E7738/7738	Kitchener	Stouffville	6	2232	2315	GN-A1-NL2-C2-T6-SL1-E5-Cherry-E4
6234/3937	Barrie	Kitchener	4	2233	2253	GN-A1-NL2-A2-T4-A2-NL2-B-C1
4136/4139	Pearson	Pearson	1	2237	2245	GN-A1-NL1-T1-B-C1-C2
9235/1235	Lakeshore East	Lakeshore West	2	2241	2243	E3-CL-E1-NL1-T2-SL1-A2
1234/9234	Lakeshore West	Lakeshore East	7	2241	2243	D2-T7-SL1-E5
3932/E3932W	Kitchener	Willowbrook	3	2251	2301	GN-A1-T3-SL1-A2
4138/4141	Pearson	Pearson	1	2252	2300	GN-A1-NL1-T1-B-C1-C2
4140/4143	Pearson	Pearson	1	2307	2315	GN-A1-NL1-T1-B-C1-C2
V59	Kingston	Oakville	8	2307	2317	E3-CL-E1-SL2-T8-NL2-A2
E8124/E8125W	BNY (Spare)	Willowbrook		2310	0045	
9037/1037	Lakeshore East	Lakeshore West	2	2311	2313	E3-CL-E1-NL1-T2-SL1-A2
1036/9036	Lakeshore West	Lakeshore East	7	2311	2313	D2-T7-SL1-E5
V88	Kitchener	Oakville	9W	2317	2327	A1-NL2-T9-NL2-A2
4142/4145	Pearson	Pearson	1	2322	2330	GN-A1-NL1-T1-B-C1-C2
7537/E7537W	Stouffville	Willowbrook	2	2327	2330	E3-CL-E1-NL1-T2-SL1-A2
V669	Kingston	Oakville	8	2333	2343	E3-CL-E1-SL2-T8-NL2-A2
6236/E6236W	Barrie	Willowbrook	3	2333	2343	C1-C2-A1-T3-SL1-A2
4144/4147	Pearson	Pearson	1	2337	2345	GN-A1-NL1-T1-B-C1-C2
9237/1237	Lakeshore East	Lakeshore West	2	2341	2343	E3-CL-E1-NL1-T2-SL1-A2
1236/9236	Lakeshore West	Lakeshore East	7	2341	2343	D2-T7-SL1-E5
4146/4149	Pearson	Pearson	1	2352	2359	GN-A1-NL1-T1-B-C1-C2
4148/4151	Pearson	Pearson	1	0007	0015	GN-A1-NL1-T1-B-C1-C2
9039/1039	Lakeshore East	Lakeshore West	2	0011	0013	E3-CL-E1-NL1-T2-SL1-A2
1038/9038	Lakeshore West	Lakeshore East	7	0011	0013	D2-T7-SL1-E5
4150/4153	Pearson	Pearson	1	0022	0030	GN-A1-NL1-T1-B-C1-C2

**ROUTING STRATEGY 12+12a** continued..

Effective Monday-Thursday nights through Tuesday-Friday mornings

Trip	From	To	Track	Arrival	Departure	Routing
7539/E7539W	Stouffville	Willowbrook	2	0027	0030	E3-CL-E1-NL1-T2-SL1-A2
4152/4155	Pearson	Pearson	1	0037	0045	GN-A1-NL1-T1-B-C1-C2
9239/1239	Lakeshore East	Lakeshore West	2	0041	0043	E3-CL-E1-NL1-T2-SL1-A2
1238/9238	Lakeshore West	Lakeshore East	7	0041	0043	D2-T7-SL1-E5
4154/4157	Pearson	Pearson	1	0052	0100	GN-A1-NL1-T1-B-C1-C2
4156/E4156T	Pearson	Willowbrook	1	0107	0117	GN-A1-NL1-T1-NL1-A2
4158/E4158W	Pearson	Willowbrook	1	0122	0132	GN-A1-NL1-T1-NL1-A2
E4153U/E4153W	Pearson	Willowbrook	1	0128	0138	GN-A1-A2
E4155U/E4155W	Pearson	Willowbrook	1	0143	0153	GN-A1-A2
E4157U/E4157W	Pearson	Willowbrook	1	0158	0158	GN-A1-A2

AM Trips

Trip	From	To	Track	Arrival	Departure	Routing
E3402U/E3402	Willowbrook	Kitchener	2	410	420	A2-NL1-B-T2-B-NL1-A1-GN
E4201/4201	Willowbrook	Pearson	1	446	455	A2-NL1-T1-NL1-A1-GN
E4203/4203	Willowbrook	Pearson	1	501	510	A2-NL1-T1-NL1-A1-GN
E4001/4001	Willowbrook	Pearson	1	510	530	A2-NL1-T1-NL1-A1-GN
E4003/4003	Willowbrook	Pearson	1	525	545	A2-NL1-T1-NL1-A1-GN
E4006U/E4006	Willowbrook	Pearson		526	526	A2-A1-GN
E9057U/E9057	Willowbrook	Lakeshore East	2	550	550	D2-T7-SL1-E5
V60/50	Oakville	Kingston	9	555	640	D2-NL2-T9
4002/4005	Pearson	Pearson	1	552	600	C2-C1-B-NL1-T1-NL1-A1

## ROUTING STRATEGY 12+12b

Effective Friday night through Saturday morning

Trip	From	To	Track	Arrival	Departure	Routing
4114/4117	Pearson	Pearson	1	1952	2000	GN-A1-NL1-T1-B-C1-C2
V55	Kingston	Oakville	8	1957	2007	E3-CL-E1-SL2-T8-NL2-A2
4116/4119	Pearson	Pearson	1	2007	2015	GN-A1-NL1-T1-B-C1-C2
9031/1031	Lakeshore East	Lakeshore West	2	2011	2013	E3-CL-E1-NL1-T2-SL1-A2
1030/9030	Lakeshore West	Lakeshore East	7	2011	2013	D2-T7-SL1-E5
4118/4121	Pearson	Pearson	1	2022	2030	GN-A1-NL1-T1-B-C1-C2
E6233/6233	Willowbrook	Barrie	6	2030	2040	D2-SL1-T6-NL2-B-C1
4120/4123	Pearson	Pearson	1	2037	2045	GN-A1-NL1-T1-B-C1-C2
9231/1231	Lakeshore East	Lakeshore West	2	2041	2043	E3-CL-E1-NL1-T2-SL1-A2
1230/9230	Lakeshore West	Lakeshore East	7	2041	2043	D2-T7-SL1-E5
E3533/3533	BNY	Kitchener	4	2043	2053	B-NL2-A2-T4-A2-NL2-B-C1
3432/7434	Kitchener	Stouffville	6	2051	2115	GN-A1-NL2-C2-T6-SL1-E5-Cherry-E4
4122/4125	Pearson	Pearson	1	2052	2100	GN-A1-NL1-T1-B-C1-C2
4124/4127	Pearson	Pearson	1	2107	2115	GN-A1-NL1-T1-B-C1-C2
9033/1033	Lakeshore East	Lakeshore West	2	2111	2113	E3-CL-E1-NL1-T2-SL1-A2
1032/9032	Lakeshore West	Lakeshore East	7	2111	2113	D2-T7-SL1-E5
V69	Kingston	Oakville	8	2115	2125	E3-CL-E1-SL2-T8-NL2-A2
4126/4129	Pearson	Pearson	1	2122	2130	GN-A1-NL1-T1-B-C1-C2
E6235U/6235	Richmond Hill	Barrie	3	2130	2140	E1-NL1-T3-A1-NL2-B-C1
E3935/3935	BNY	Kitchener	4	2133	2153	B-NL2-A2-T4-A2-NL2-B-C1
6232/7436	Barrie	Stouffville	6	2133	2215	C1-C2-GN-A1-NL2-C2-T6-SL1-E5-Cherry-E4
4128/4131	Pearson	Pearson	1	2137	2145	GN-A1-NL1-T1-B-C1-C2
9233/1233	Lakeshore East	Lakeshore West	2	2141	2143	E3-CL-E1-NL1-T2-SL1-A2
1232/9232	Lakeshore West	Lakeshore East	7	2141	2143	D2-T7-SL1-E5
V647	Kingston	Oakville	8	2145	2155	E3-CL-E1-SL2-T8-NL2-A2
3434/E3434W	Kitchener	Willowbrook	3	2151	2201	GN-A1-T3-SL1-A2
4130/4133	Pearson	Pearson	1	2152	2200	GN-A1-NL1-T1-B-C1-C2
4132/4135	Pearson	Pearson	1	2207	2215	GN-A1-NL1-T1-B-C1-C2
9035/1035	Lakeshore East	Lakeshore West	2	2211	2213	E3-CL-E1-NL1-T2-SL1-A2
1034/9034	Lakeshore West	Lakeshore East	7	2211	2213	D2-T7-SL1-E5
4134/4137	Pearson	Pearson	1	2222	2230	GN-A1-NL1-T1-B-C1-C2
7535/6537	Stouffville	Barrie	3	2227	2240	E3-CL-E1-NL1-T3-A1-NL2-N-C1
E7738/7738	Kitchener	Stouffville	6	2232	2315	GN-A1-NL2-C2-T6-SL1-E5-Cherry-E4
6234/3937	Barrie	Kitchener	4	2233	2253	GN-A1-NL2-A2-T4-A2-NL2-B-C1
4136/4139	Pearson	Pearson	1	2237	2245	GN-A1-NL1-T1-B-C1-C2
9235/1235	Lakeshore East	Lakeshore West	2	2241	2243	E3-CL-E1-NL1-T2-SL1-A2
1234/9234	Lakeshore West	Lakeshore East	7	2241	2243	D2-T7-SL1-E5
3932/E3932W	Kitchener	Willowbrook	3	2251	2301	GN-A1-T3-SL1-A2
4138/4141	Pearson	Pearson	1	2252	2300	GN-A1-NL1-T1-B-C1-C2
4140/4143	Pearson	Pearson	1	2307	2315	GN-A1-NL1-T1-B-C1-C2
V59	Kingston	Oakville	8	2307	2317	E3-CL-E1-SL2-T8-NL2-A2
E8124/E8125W	BNY (Spare)	Willowbrook		2310	0045	
9037/1037	Lakeshore East	Lakeshore West	2	2311	2313	E3-CL-E1-NL1-T2-SL1-A2
1036/9036	Lakeshore West	Lakeshore East	7	2311	2313	D2-T7-SL1-E5
V88	Kitchener	Oakville	9W	2317	2327	A1-NL2-T9-NL2-A2
4142/4145	Pearson	Pearson	1	2322	2330	GN-A1-NL1-T1-B-C1-C2
7537/E7537W	Stouffville	Willowbrook	2	2327	2330	E3-CL-E1-NL1-T2-SL1-A2
V669	Kingston	Oakville	8	2333	2343	E3-CL-E1-SL2-T8-NL2-A2
6236/E6236W	Barrie	Willowbrook	3	2333	2343	C1-C2-A1-T3-SL1-A2
4144/4147	Pearson	Pearson	1	2337	2345	GN-A1-NL1-T1-B-C1-C2
9237/1237	Lakeshore East	Lakeshore West	2	2341	2343	E3-CL-E1-NL1-T2-SL1-A2
1236/9236	Lakeshore West	Lakeshore East	7	2341	2343	D2-T7-SL1-E5
4146/4149	Pearson	Pearson	1	2352	2359	GN-A1-NL1-T1-B-C1-C2
4148/4151	Pearson	Pearson	1	0007	0015	GN-A1-NL1-T1-B-C1-C2
9039/1039	Lakeshore East	Lakeshore West	2	0011	0013	E3-CL-E1-NL1-T2-SL1-A2
1038/9038	Lakeshore West	Lakeshore East	7	0011	0013	D2-T7-SL1-E5
4150/4153	Pearson	Pearson	1	0022	0030	GN-A1-NL1-T1-B-C1-C2

**ROUTING STRATEGY 12+12b** continued..

Effective Friday night through Saturday morning

Trip	From	To	Track	Arrival	Departure	Routing
7539/E7539W	Stouffville	Willowbrook	2	0027	0030	E3-CL-E1-NL1-T2-SL1-A2
4152/4155	Pearson	Pearson	1	0037	0045	GN-A1-NL1-T1-B-C1-C2
9239/1239	Lakeshore East	Lakeshore West	2	0041	0043	E3-CL-E1-NL1-T2-SL1-A2
1238/9238	Lakeshore West	Lakeshore East	7	0041	0043	D2-T7-SL1-E5
4154/4157	Pearson	Pearson	1	0052	0100	GN-A1-NL1-T1-B-C1-C2
4156/E4156T	Pearson	Willowbrook	1	0107	0117	GN-A1-NL1-T1-NL1-A2
4158/E4158W	Pearson	Willowbrook	1	0122	0132	GN-A1-NL1-T1-NL1-A2
E4153U/E4153W	Pearson	Willowbrook	1	0128	0138	GN-A1-A2
E4155U/E4155W	Pearson	Willowbrook	1	0143	0153	GN-A1-A2
E4157U/E4157W	Pearson	Willowbrook	1	0158	0158	GN-A1-A2

AM Trips

Trip	From	To	Track	Arrival	Departure	Routing
E4201/4201	Willowbrook	Pearson	1	0446	0455	A2-NL1-T1-NL1-A1-GN
E4203/4203	Willowbrook	Pearson	1	0501	0510	A2-NL1-T1-NL1-A1-GN
E4001/4001	Willowbrook	Pearson	1	0510	0530	A2-NL1-T1-NL1-A1-GN
E4003/4003	Willowbrook	Pearson	1	0525	0545	A2-NL1-T1-NL1-A1-GN
E4006U/E4006	Willowbrook	Pearson		0526	0526	A2-A1-GN
4002/4005	Pearson	Pearson	1	0552	0600	C2-C1-B-NL1-T1-NL1-A1
V60/50	Oakville	Kingston	9	0555	0640	D2-NL2-T9

## ROUTING STRATEGY 16+16a

Effective Saturday night through Sunday morning

Trip	From	To	Track	Arrival	Departure	Routing
3430/7432	Kitchener	Stouffville	6	1951	2015	GN-A1-NL2-C2-T6-SL1-E5-E4
4114/4117	Pearson	Pearson	1	1952	2000	GN-A1-NL1-T1-NL1-B-C1-171-C2
4116/4119	Pearson	Pearson	1	2007	2015	GN-A1-NL1-T1-NL1-B-C1-171-C2
1030/9030	LS West	LS East	7	2010	2013	D2-T7-SL1-E5
9031/1031	LS East	LS West	2	2010	2013	E3-CL-E1-NL1-T2-SL1-A2
6130/6133	Barrie	Barrie	3	2013	2020	C1-162-C2-165-GN-A1-T3-A1-NL2-B-C1
4118/4121	Pearson	Pearson	1	2022	2030	GN-A1-NL1-T1-NL1-B-C1-171-C2
7531/3533	Stouffville	Kitchener	4	2027	2053	E3-CL-E1-NL1-T4-A2-NL2-B-C1
2530/E2530W	Milton	Willowbrook	6	2035	2045	GS-A2-NL2-C2-T6-NL2-A2
4120/4123	Pearson	Pearson	1	2037	2045	GN-A1-NL1-T1-NL1-B-C1-171-C2
9231/1231	LS East	LS West	2	2040	2043	E3-CL-E1-NL1-T2-SL1-A2
1230/9230	LS West	LS East	7	2040	2043	D2-T7-SL1-E5
5832/5835	Richmond Hill	Richmond Hill	1	2048	2100	E1-NL1-T1-SL1-E2
3432/7434	Kitchener	Stouffville	6	2051	2115	GN-A1-NL2-C2-T6-SL1-E5-E4
4122/4125	Pearson	Pearson	1	2052	2100	GN-A1-NL1-T1-NL1-B-C1-171-C2
4124/4127	Pearson	Pearson	1	2107	2115	GN-A1-NL1-T1-NL1-B-C1-171-C2
1032/9032	LS West	LS East	7	2110	2113	D2-T7-SL1-E5
9033/1033	LS East	LS West	2	2110	2113	E3-CL-E1-NL1-T2-SL1-A2
6132/6835	Barrie	Barrie	3	2113	2130	C1-162-C2-165-GN-A1-T3-A1-NL2-B-C1
4126/4129	Pearson	Pearson	1	2122	2130	GN-A1-NL1-T1-NL1-B-C1-171-C2
1982/E1982W	Niagara	Willowbrook	7	2124	2134	D2-T7-NL2-A2
7533/3535	Stouffville	Kitchener	4	2127	2153	E3-CL-E1-NL1-T4-A2-NL2-B-C1
4128/4131	Pearson	Pearson	1	2137	2145	GN-A1-NL1-T1-NL1-B-C1-171-C2
9233/1233	LS East	LS West	2	2140	2143	E3-CL-E1-NL1-T2-SL1-A2
1232/9232	LS West	LS East	7	2140	2143	D2-T7-SL1-E5
V78	Oakville	Oakville	9W	2151	2201	D2-NL2-T9-NL2-A2
3434/7736	Kitchener	Stouffville	6	2151	2215	GN-A1-NL2-C2-T6-SL1-E5-E4
4130/4133	Pearson	Pearson	1	2152	2200	GN-A1-NL1-T1-NL1-B-C1-171-C2
4132/4135	Pearson	Pearson	1	2207	2215	GN-A1-NL1-T1-NL1-B-C1
1034/9034	LS West	LS East	7	2210	2213	D2-T7-SL1-E5
9035/1035	LS East	LS West	2	2210	2213	E3-CL-E1-NL1-T2-SL1-A2
4134/4137	Pearson	Pearson	1	2222	2230	GN-A1-NL1-T1-NL1-B-C1-171-C2
6832/6837	Barrie	Barrie	3	2223	2240	C1-162-C2-165-GN-A1-T3-A1-NL2-B-C1
7535/3537	Stouffville	Kitchener	4	2227	2253	E3-CL-E1-NL1-T4-A2-NL2-B-C1
4136/4139	Pearson	Pearson	1	2237	2245	GN-A1-NL1-T1-NL1-B-C1-171-C2
9235/1235	LS East	LS West	2	2240	2243	E3-CL-E1-NL1-T2-SL1-A2
1234/9234	LS West	LS East	7	2240	2243	D2-T7-SL1-E5
5836/5839	Richmond Hill	Richmond Hill	1	2248	2300	E1-NL1-T1-SL1-E2
3436/7738	Kitchener	Stouffville	6	2251	2315	GN-A1-NL2-C2-T6-SL1-E5-E4
4138/4141	Pearson	Pearson	1	2252	2300	GN-A1-NL1-T1-NL1-B-C1-171-C2
4140/4143	Pearson	Pearson	1	2307	2315	GN-A1-NL1-T1-NL1-B-C1
V59	Kingston	Oakville	8	2307	2317	E3-CL-E1-SL2-T8-NL2-A2
1036/9036	LS West	LS East	7	2310	2313	D2-T7-SL1-E5
9037/1037	LS East	LS West	2	2310	2313	E3-CL-E1-NL1-T2-SL1-A2
V88	Kitchener	Oakville	9W	2317	2327	GN-A1-NL2-T9-NL2-A2
4142/4145	Pearson	Pearson	1	2322	2330	GN-A1-NL1-T1-NL1-B-C1-171-C2
7537/3539	Stouffville	Kitchener	4	2327	2353	E3-CL-E1-NL1-T4-A2-NL2-B-C1
E8122/E8123X	LS East	LS East		0720	2304	
E6839/6839	Willowbrook	Barrie	6	2330	2340	D2-SL1-T6-C2-NL2-B-C1
6236/E6236W	Barrie	Willowbrook	3	2333	2343	C1-162-C2-165-GN-A1-T3-SL1-A2
V669	Kingston	Oakville	8	2333	2343	E3-CL-E1-SL2-T8-NL2-A2
4144/4147	Pearson	Pearson	1	2337	2345	GN-A1-NL1-T1-NL1-B-C1-171-C2
9237/1237	LS East	LS West	2	2340	2343	E3-CL-E1-NL1-T2-SL1-A2
1236/9236	LS West	LS East	7	2340	2343	D2-T7-SL1-E5
3438/7740	Kitchener	Stouffville	3	2351	0015	GN-A1-T3-SL1-E5
4146/4149	Pearson	Pearson	1	2352	2359	GN-A1-NL1-T1-NL1-B-C1-171-C2
4148/4151	Pearson	Pearson	1	0007	0015	GN-A1-NL1-T1-NL1-B-C1-171-C2

**ROUTING STRATEGY 16+16a** continued..

Effective Sunday night through Monday morning

Trip	From	To	Track	Arrival	Departure	Routing
1038/9038	LS West	LS East	7	0010	0013	D2-T7-SL1-E5
9039/1039	LS East	LS West	2	0010	0013	E3-CL-E1-NL1-T2-SL1-A2
E5839U/E5839W	Richmond Hill	Willowbrook	2	0020	0020	E1-NL1-T2-SL1-A2
4150/4153	Pearson	Pearson	1	0022	0030	GN-A1-NL1-T1-NL1-B-C1-171-C2
4152/4155	Pearson	Pearson	1	0037	0045	GN-A1-NL1-T1-NL1-B-C1-171-C2
9239/1239	LS East	LS West	2	0040	0043	E3-CL-E1-NL1-T2-SL1-A2
1238/9238	LS West	LS East	7	0040	0043	D2-T7-SL1-E5
3440/E3440W	Kitchener	Willowbrook	2	0051	0101	GN-A1-NL1-T2-NL1-A2
4154/4157	Pearson	Pearson	1	0052	0100	GN-A1-NL1-T1-NL1-B-C1-171-C2
1990/E1990W	Niagara	Willowbrook	7	0104	0114	D2-T7-D2
4156/E4156T	Pearson	Willowbrook	1	0107	0117	GN-A1-NL1-T1-NL1-A2
4158/E4158W	Pearson	Willowbrook	1	0122	0132	GN-A1-NL1-T1-NL1-A2
E4153U/E4153W	Pearson	Willowbrook	1	0128	0128	GN-A1-A2
E3539/E3539W	Kitchener	Willowbrook	2	0132	0142	GN-A1-NL1-T2-NL1-A2
E4155U/E4155W	Pearson	Willowbrook	1	0143	0153	GN-A1-A2
E4157U/E4157W	Pearson	Willowbrook	1	0158	0158	GN-A1-A2

AM Trips

Trip	From	To	Track	Arrival	Departure	Routing
E4201/4201	Willowbrook	Pearson	1	0446	0455	A2-NL1-T1-NL1-A1-GN
E4203/4203	Willowbrook	Pearson	1	0501	0510	A2-NL1-T1-NL1-A1-GN
E4001/4001	Willowbrook	Pearson	1	0510	0530	A2-NL1-T1-NL1-A1-GN
E4003/4003	Willowbrook	Pearson	1	0525	0545	A2-NL1-T1-NL1-A1-GN
E4006U/E4006	Willowbrook	Pearson	1	0526	0526	A2-A1-GN
4002/4005	Pearson	Pearson	1	0552	0600	C2-C1-B-NL1-T1-NL1-A1

## ROUTING STRATEGY 16+16b

Effective Sunday night through Monday morning

Trip	From	To	Track	Arrival	Departure	Routing
3430/7432	Kitchener	Stouffville	6	1951	2015	GN-A1-NL2-C2-T6-SL1-E5-E4
4114/4117	Pearson	Pearson	1	1952	2000	GN-A1-NL1-T1-NL1-B-C1-171-C2
V55	Kingston	Oakville	8	1957	2007	E3-CL-E1-SL2-T8-NL2-A2
4116/4119	Pearson	Pearson	1	2007	2015	GN-A1-NL1-T1-NL1-B-C1-171-C2
1030/9030	LS West	LS East	7	2010	2013	D2-T7-SL1-E5
9031/1031	LS East	LS West	2	2010	2013	E3-CL-E1-NL1-T2-SL1-A2
6130/6133	Barrie	Barrie	3	2013	2020	C1-162-C2-165-GN-A1-T3-A1-NL2-B-C1
4118/4121	Pearson	Pearson	1	2022	2030	GN-A1-NL1-T1-NL1-B-C1-171-C2
7531/3533	Stouffville	Kitchener	4	2027	2053	E3-CL-E1-NL1-T4-A2-NL2-B-C1
2530/E2530W	Milton	Willowbrook	6	2035	2045	GS-A2-NL2-C2-T6-NL2-A2
4120/4123	Pearson	Pearson	1	2037	2045	GN-A1-NL1-T1-NL1-B-C1-171-C2
9231/1231	LS East	LS West	2	2040	2043	E3-CL-E1-NL1-T2-SL1-A2
1230/9230	LS West	LS East	7	2040	2043	D2-T7-SL1-E5
5832/5835	Richmond Hill	Richmond Hill	1	2048	2100	E1-NL1-T1-SL1-E2
3432/7434	Kitchener	Stouffville	6	2051	2115	GN-A1-NL2-C2-T6-SL1-E5-E4
4122/4125	Pearson	Pearson	1	2052	2100	GN-A1-NL1-T1-NL1-B-C1-171-C2
4124/4127	Pearson	Pearson	1	2107	2115	GN-A1-NL1-T1-NL1-B-C1-171-C2
1032/9032	LS West	LS East	7	2110	2113	D2-T7-SL1-E5
9033/1033	LS East	LS West	2	2110	2113	E3-CL-E1-NL1-T2-SL1-A2
6132/6835	Barrie	Barrie	3	2113	2130	C1-162-C2-165-GN-A1-T3-A1-NL2-B-C1
V69	Kingston	Oakville	8	2115	2125	E3-CL-E1-SL2-T8-NL2-A2
4126/4129	Pearson	Pearson	1	2122	2130	GN-A1-NL1-T1-NL1-B-C1-171-C2
1982/E1982W	Niagara	Willowbrook	7	2124	2134	D2-T7-NL2-A2
7533/3535	Stouffville	Kitchener	4	2127	2153	E3-CL-E1-NL1-T4-A2-NL2-B-C1
4128/4131	Pearson	Pearson	1	2137	2145	GN-A1-NL1-T1-NL1-B-C1-171-C2
9233/1233	LS East	LS West	2	2140	2143	E3-CL-E1-NL1-T2-SL1-A2
1232/9232	LS West	LS East	7	2140	2143	D2-T7-SL1-E5
V647	Kingston	Oakville	8	2145	2155	E3-CL-E1-SL2-T8-NL2-A2
V78	Oakville	Oakville	9W	2151	2201	D2-NL2-T9-NL2-A2
3434/7736	Kitchener	Stouffville	6	2151	2215	GN-A1-NL2-C2-T6-SL1-E5-E4
4130/4133	Pearson	Pearson	1	2152	2200	GN-A1-NL1-T1-NL1-B-C1-171-C2
4132/4135	Pearson	Pearson	1	2207	2215	GN-A1-NL1-T1-NL1-B-C1
1034/9034	LS West	LS East	7	2210	2213	D2-T7-SL1-E5
9035/1035	LS East	LS West	2	2210	2213	E3-CL-E1-NL1-T2-SL1-A2
4134/4137	Pearson	Pearson	1	2222	2230	GN-A1-NL1-T1-NL1-B-C1-171-C2
6832/6837	Barrie	Barrie	3	2223	2240	C1-162-C2-165-GN-A1-T3-A1-NL2-B-C1
7535/3537	Stouffville	Kitchener	4	2227	2253	E3-CL-E1-NL1-T4-A2-NL2-B-C1
4136/4139	Pearson	Pearson	1	2237	2245	GN-A1-NL1-T1-NL1-B-C1-171-C2
9235/1235	LS East	LS West	2	2240	2243	E3-CL-E1-NL1-T2-SL1-A2
1234/9234	LS West	LS East	7	2240	2243	D2-T7-SL1-E5
5836/5839	Richmond Hill	Richmond Hill	1	2248	2300	E1-NL1-T1-SL1-E2
3436/7738	Kitchener	Stouffville	6	2251	2315	GN-A1-NL2-C2-T6-SL1-E5-E4
4138/4141	Pearson	Pearson	1	2252	2300	GN-A1-NL1-T1-NL1-B-C1-171-C2
4140/4143	Pearson	Pearson	1	2307	2315	GN-A1-NL1-T1-NL1-B-C1
V59	Kingston	Oakville	8	2307	2317	E3-CL-E1-SL2-T8-NL2-A2
1036/9036	LS West	LS East	7	2310	2313	D2-T7-SL1-E5
9037/1037	LS East	LS West	2	2310	2313	E3-CL-E1-NL1-T2-SL1-A2
V88	Kitchener	Oakville	9W	2317	2327	GN-A1-NL2-T9-NL2-A2
4142/4145	Pearson	Pearson	1	2322	2330	GN-A1-NL1-T1-NL1-B-C1-171-C2
7537/3539	Stouffville	Kitchener	4	2327	2353	E3-CL-E1-NL1-T4-A2-NL2-B-C1
E8122/E8123X	LS East	LS East		0720	2304	
E6839/6839	Willowbrook	Barrie	6	2330	2340	D2-SL1-T6-C2-NL2-B-C1
6236/E6236W	Barrie	Willowbrook	3	2333	2343	C1-162-C2-165-GN-A1-T3-SL1-A2
V669	Kingston	Oakville	8	2333	2343	E3-CL-E1-SL2-T8-NL2-A2
4144/4147	Pearson	Pearson	1	2337	2345	GN-A1-NL1-T1-NL1-B-C1-171-C2
9237/1237	LS East	LS West	2	2340	2343	E3-CL-E1-NL1-T2-SL1-A2
1236/9236	LS West	LS East	7	2340	2343	D2-T7-SL1-E5



**ROUTING STRATEGY 16+16b** continued..

Effective Sunday night through Monday morning

Trip	From	To	Track	Arrival	Departure	Routing
3438/7740	Kitchener	Stouffville	3	2351	0015	GN-A1-T3-SL1-E5
4146/4149	Pearson	Pearson	1	2352	2359	GN-A1-NL1-T1-NL1-B-C1-171-C2
4148/4151	Pearson	Pearson	1	0007	0015	GN-A1-NL1-T1-NL1-B-C1-171-C2
1038/9038	LS West	LS East	7	0010	0013	D2-T7-SL1-E5
9039/1039	LS East	LS West	2	0010	0013	E3-CL-E1-NL1-T2-SL1-A2
E5839U/E5839F	Richmond Hill	Barrie	2	0020	0020	E1-NL1-T2-B-C1
4150/4153	Pearson	Pearson	1	0022	0030	GN-A1-NL1-T1-NL1-B-C1-171-C2
4152/4155	Pearson	Pearson	1	0037	0045	GN-A1-NL1-T1-NL1-B-C1-171-C2
9239/1239	LS East	LS West	2	0040	0043	E3-CL-E1-NL1-T2-SL1-A2
1238/9238	LS West	LS East	7	0040	0043	D2-T7-SL1-E5
3440/E3440	Kitchener	Stouffville	2	0051	0055	GN-A1-NL1-T2-SL1-E5
4154/4157	Pearson	Pearson	1	0052	0100	GN-A1-NL1-T1-NL1-B-C1-171-C2
1990/E1990W	Niagara	Willowbrook	7	0104	0114	D2-T7-D2
4156/E4156T	Pearson	Willowbrook	1	0107	0117	GN-A1-NL1-T1-NL1-A2
4158/E4158W	Pearson	Willowbrook	1	0122	0132	GN-A1-NL1-T1-NL1-A2
E4153U/E4153W	Pearson	Willowbrook	1	0128	0128	GN-A1-A2
E3539/E3539W	Kitchener	Willowbrook	2	0132	0142	GN-A1-NL1-T2-NL1-A2
E4155U/E4155W	Pearson	Willowbrook	1	0143	0153	GN-A1-A2
E4157U/E4157W	Pearson	Willowbrook	1	0158	0158	GN-A1-A2

AM Trips

Trip	From	To	Track	Arrival	Departure	Routing
E3402U/E3402	Willowbrook	Kitchener	2	410	420	A2-NL1-T2-NL1-A1-GN
E4201/4201	Willowbrook	Pearson	1	446	455	A2-NL1-T1-NL1-A1-GN
E4203/4203	Willowbrook	Pearson	1	501	510	A2-NL1-T1-NL1-A1-GN
E4001/4001	Willowbrook	Pearson	1	510	530	A2-NL1-T1-NL1-A1-GN
E4003/4003	Willowbrook	Pearson	1	525	545	A2-NL1-T1-NL1-A1-GN
E4006U/E4006	Willowbrook	Pearson	1	526	526	A2-A1-GN
E9057U/E9057	Willowbrook	Lakeshore East	7	550	550	D2-T7-SL1-E5
V60/50	Oakville	Kingston	9	555	640	D2-NL2-T9
4002/4005	Pearson	Pearson	1	552	600	C2-C1-B-NL1-T1-NL1-A1

## ROUTING STRATEGY 13+13a

Effective Monday-Thursday nights through Tuesday-Friday mornings

Trip	From	To	Track	Arrival	Departure	Routing
4114/4117	Pearson	Pearson	1	1952	2000	GN-A1-NL1-T1-NL1-B-C1-C2
V55	Kingston	Oakville	8	1957	2007	E3-T8-NL2-A2
4116/4119	Pearson	Pearson	1	2007	2015	GN-A1-NL1-T1-NL1-B-C1-C2
9031/1031	Lakeshore East	Lakeshore West	2	2011	2013	E3-CL-E1-NL1-T2-SL1-A2
1030/9030	Lakeshore West	Lakeshore East	4	2011	2013	A3-SL1-T4-SL1-E4-Cherry-E5
4118/4121	Pearson	Pearson	1	2022	2030	GN-A1-NL1-T1-NL1-B-C1-C2
E6233/6233	Willowbrook	Barrie	7	2030	2040	A3-NL2-T7-NL2-B-C1
4120/4123	Pearson	Pearson	1	2037	2045	GN-A1-NL1-T1-NL1-B-C1-C2
9231/1231	Lakeshore East	Lakeshore West	2	2041	2043	E3-CL-E1-NL1-T2-SL1-A2
1230/9230	Lakeshore West	Lakeshore East	4	2041	2043	A3-SL1-T4-SL1-E4-Cherry-E5
E3533/3533	BNY	Kitchener	5	2043	2053	NL2-A3-T5-NL2-B-C1
3432/7434	Kitchener	Stouffville	3	2051	2115	A1-T3-SL1-E4
4122/4125	Pearson	Pearson	1	2052	2100	GN-A1-NL1-T1-NL1-B-C1-C2
4124/4127	Pearson	Pearson	1	2107	2115	GN-A1-NL1-T1-NL1-B-C1-C2
9033/1033	Lakeshore East	Lakeshore West	2	2111	2113	E3-CL-E1-NL1-T2-SL1-A2
1032/9032	Lakeshore West	Lakeshore East	4	2111	2113	A3-SL1-T4-SL1-E4-Cherry-E5
V69	Kingston	Oakville	8	2115	2125	E3-T8-NL2-A2
4126/4129	Pearson	Pearson	1	2122	2130	GN-A1-NL1-T1-NL1-B-C1-C2
E6235U/6235	Richmond Hill	Barrie	7	2130	2140	E1-SL2-E2-T7-NL2-B-C1
E3935/3935	BNY	Kitchener	5	2133	2153	NL2-A3-T5-NL2-B-C1
6232/7436	Barrie	Stouffville	3	2133	2215	C1-C2-A1-T3-SL1-E4
4128/4131	Pearson	Pearson	1	2137	2145	GN-A1-NL1-T1-NL1-B-C1-C2
9233/1233	Lakeshore East	Lakeshore West	2	2141	2143	E3-CL-E1-NL1-T2-SL1-A2
1232/9232	Lakeshore West	Lakeshore East	4	2141	2143	A3-SL1-T4-SL1-E4-Cherry-E5
V647	Kingston	Oakville	8	2145	2155	E3-T8-NL2-A2
3434/E3434W	Kitchener	Willowbrook	7	2151	2201	A1-NL2-T7-NL2-A2
4130/4133	Pearson	Pearson	1	2152	2200	GN-A1-NL1-T1-NL1-B-C1-C2
4132/4135	Pearson	Pearson	1	2207	2215	GN-A1-NL1-T1-NL1-B-C1-C2
9035/1035	Lakeshore East	Lakeshore West	2	2211	2213	E3-CL-E1-NL1-T2-SL1-A2
1034/9034	Lakeshore West	Lakeshore East	4	2211	2213	A3-SL1-T4-SL1-E4-Cherry-E5
4134/4137	Pearson	Pearson	1	2222	2230	GN-A1-NL1-T1-NL1-B-C1-C2
7535/6537	Stouffville	Barrie	7	2227	2240	E3-NL1-T7-NL2-B-C1
E7738/7738	Kitchener	Stouffville	3	2232	2315	A1-T3-SL1-E4
6234/3937	Barrie	Kitchener	5	2233	2253	C1-C2-A1-NL2-A3-T5-A3-NL2-B-C1
4136/4139	Pearson	Pearson	1	2237	2245	GN-A1-NL1-T1-NL1-B-C1-C2
9235/1235	Lakeshore East	Lakeshore West	2	2241	2243	E3-CL-E1-NL1-T2-SL1-A2
1234/9234	Lakeshore West	Lakeshore East	4	2241	2243	A3-SL1-T4-SL1-E4-Cherry-E5
3932/E3932W	Kitchener	Willowbrook	7	2251	2301	A1-NL2-T7-NL2-A2
4138/4141	Pearson	Pearson	1	2252	2300	GN-A1-NL1-T1-NL1-B-C1-C2
4140/4143	Pearson	Pearson	1	2307	2315	GN-A1-NL1-T1-NL1-B-C1-C2
V59	Kingston	Oakville	8	2307	2317	E3-T8-NL2-A2
E8124/E8125W	BNY (Spare)	Willowbrook		2310	0045	
9037/1037	Lakeshore East	Lakeshore West	2	2311	2313	E3-CL-E1-NL1-T2-SL1-A2
1036/9036	Lakeshore West	Lakeshore East	4	2311	2313	A3-SL1-T4-SL1-E4-Cherry-E5
V88	Kitchener	Oakville	9W	2317	2327	A1-NL2-T9-NL2-A2
4142/4145	Pearson	Pearson	1	2322	2330	GN-A1-NL1-T1-NL1-B-C1
7537/E7537W	Stouffville	Willowbrook	2	2327	2330	E3-CL-E1-NL1-T2-SL1-A2
V669	Kingston	Oakville	8	2333	2343	E3-T8-NL2-A2
6236/E6236W	Barrie	Willowbrook	3	2333	2343	C1-C2-A1-T3-SL1-A2
4144/4147	Pearson	Pearson	1	2337	2345	GN-A1-NL1-T1-NL1-B-C1
9237/1237	Lakeshore East	Lakeshore West	2	2341	2343	E3-CL-E1-NL1-T2-SL1-A2
1236/9236	Lakeshore West	Lakeshore East	4	2341	2343	A3-SL1-T4-SL1-E2-CL-E4
4146/4149	Pearson	Pearson	1	2352	2359	GN-A1-NL1-T1-NL1-B-C1
4148/4151	Pearson	Pearson	1	0007	0015	GN-A1-NL1-T1-NL1-B-C1
9039/1039	Lakeshore East	Lakeshore West	2	0011	0013	E3-CL-E1-NL1-T2-SL1-A2
1038/9038	Lakeshore West	Lakeshore East	3	0011	0013	A3-SL1-T3-SL1-E2-CL-E4
4150/4153	Pearson	Pearson	1	0022	0030	GN-A1-NL1-T1-NL1-B-C1

**ROUTING STRATEGY 13+13a** continued..

Effective Monday-Thursday nights through Tuesday-Friday mornings

Trip	From	To	Track	Arrival	Departure	Routing
7539/E7539W	Stouffville	Willowbrook	2	0027	0030	E3-CL-E1-NL1-T2-SL1-A2
4152/4155	Pearson	Pearson	1	0037	0045	GN-A1-NL1-T1-NL1-B-C1
9239/1239	Lakeshore East	Lakeshore West	2	0041	0043	E3-CL-E1-NL1-T2-SL1-A2
1238/9238	Lakeshore West	Lakeshore East	3	0041	0043	A3-SL1-T3-SL1-E2-CL-E4
4154/4157	Pearson	Pearson	1	0052	0100	GN-A1-NL1-T1-NL1-B-C1
4156/E4156T	Pearson	Willowbrook	1	0107	0117	GN-A1-NL1-T1-NL1-A2
4158/E4158W	Pearson	Willowbrook	1	0122	0132	GN-A1-NL1-T1-NL1-A2
E4153U/E4153W	Pearson	Willowbrook	1	0128	0138	GN-A1-A2
E4155U/E4155W	Pearson	Willowbrook	1	0143	0153	GN-A1-A2
E4157U/E4157W	Pearson	Willowbrook	1	0158	0158	GN-A1-A2

AM Trips

Trip	From	To	Track	Arrival	Departure	Routing
E3402U/E3402	Willowbrook	Kitchener	2	410	420	A2-NL1-B-T2-B-NL1-A1-GN
E4201/4201	Willowbrook	Pearson	1	446	455	A2-NL1-T1-NL1-A1-GN
E4203/4203	Willowbrook	Pearson	1	501	510	A2-NL1-T1-NL1-A1-GN
E4001/4001	Willowbrook	Pearson	1	510	530	A2-NL1-T1-NL1-A1-GN
E4003/4003	Willowbrook	Pearson	1	525	545	A2-NL1-T1-NL1-A1-GN
E4006U/E4006	Willowbrook	Pearson		526	526	A2-A1-GN
E9057U/E9057	Willowbrook	Lakeshore East	3	550	550	A2-NL1-T3-SL1-E2-CL-E3
V60/50	Oakville	Kingston	9	555	640	A2-NL2-T9
4002/4005	Pearson	Pearson	1	552	600	C1-B-NL1-T1-NL1-A1

## ROUTING STRATEGY 13+13b

Effective Friday night through Saturday morning

Trip	From	To	Track	Arrival	Departure	Routing
4114/4117	Pearson	Pearson	1	1952	2000	GN-A1-NL1-T1-NL1-B-C1-C2
V55	Kingston	Oakville	8	1957	2007	E3-T8-NL2-A2
4116/4119	Pearson	Pearson	1	2007	2015	GN-A1-NL1-T1-NL1-B-C1-C2
9031/1031	Lakeshore East	Lakeshore West	2	2011	2013	E3-CL-E1-NL1-T2-SL1-A2
1030/9030	Lakeshore West	Lakeshore East	4	2011	2013	A3-SL1-T4-SL1-E4-Cherry-E5
4118/4121	Pearson	Pearson	1	2022	2030	GN-A1-NL1-T1-NL1-B-C1-C2
E6233/6233	Willowbrook	Barrie	7	2030	2040	A3-NL2-T7-NL2-B-C1
4120/4123	Pearson	Pearson	1	2037	2045	GN-A1-NL1-T1-NL1-B-C1-C2
9231/1231	Lakeshore East	Lakeshore West	2	2041	2043	E3-CL-E1-NL1-T2-SL1-A2
1230/9230	Lakeshore West	Lakeshore East	4	2041	2043	A3-SL1-T4-SL1-E4-Cherry-E5
E3533/3533	BNY	Kitchener	5	2043	2053	NL2-A3-T5-NL2-B-C1
3432/7434	Kitchener	Stouffville	3	2051	2115	A1-T3-SL1-E4
4122/4125	Pearson	Pearson	1	2052	2100	GN-A1-NL1-T1-NL1-B-C1-C2
4124/4127	Pearson	Pearson	1	2107	2115	GN-A1-NL1-T1-NL1-B-C1-C2
9033/1033	Lakeshore East	Lakeshore West	2	2111	2113	E3-CL-E1-NL1-T2-SL1-A2
1032/9032	Lakeshore West	Lakeshore East	4	2111	2113	A3-SL1-T4-SL1-E4-Cherry-E5
V69	Kingston	Oakville	8	2115	2125	E3-T8-NL2-A2
4126/4129	Pearson	Pearson	1	2122	2130	GN-A1-NL1-T1-NL1-B-C1-C2
E6235U/6235	Richmond Hill	Barrie	7	2130	2140	E1-SL2-E2-T7-NL2-B-C1
E3935/3935	BNY	Kitchener	5	2133	2153	NL2-A3-T5-NL2-B-C1
6232/7436	Barrie	Stouffville	3	2133	2215	C1-C2-A1-T3-SL1-E4
4128/4131	Pearson	Pearson	1	2137	2145	GN-A1-NL1-T1-NL1-B-C1-C2
9233/1233	Lakeshore East	Lakeshore West	2	2141	2143	E3-CL-E1-NL1-T2-SL1-A2
1232/9232	Lakeshore West	Lakeshore East	4	2141	2143	A3-SL1-T4-SL1-E4-Cherry-E5
V647	Kingston	Oakville	8	2145	2155	E3-T8-NL2-A2
3434/E3434W	Kitchener	Willowbrook	7	2151	2201	A1-NL2-T7-NL2-A2
4130/4133	Pearson	Pearson	1	2152	2200	GN-A1-NL1-T1-NL1-B-C1-C2
4132/4135	Pearson	Pearson	1	2207	2215	GN-A1-NL1-T1-NL1-B-C1-C2
9035/1035	Lakeshore East	Lakeshore West	2	2211	2213	E3-CL-E1-NL1-T2-SL1-A2
1034/9034	Lakeshore West	Lakeshore East	4	2211	2213	A3-SL1-T4-SL1-E4-Cherry-E5
4134/4137	Pearson	Pearson	1	2222	2230	GN-A1-NL1-T1-NL1-B-C1-C2
7535/6537	Stouffville	Barrie	7	2227	2240	E3-NL1-T7-NL2-B-C1
E7738/7738	Kitchener	Stouffville	3	2232	2315	A1-T3-SL1-E4
6234/3937	Barrie	Kitchener	5	2233	2253	C1-C2-A1-NL2-A3-T5-A3-NL2-B-C1
4136/4139	Pearson	Pearson	1	2237	2245	GN-A1-NL1-T1-NL1-B-C1-C2
9235/1235	Lakeshore East	Lakeshore West	2	2241	2243	E3-CL-E1-NL1-T2-SL1-A2
1234/9234	Lakeshore West	Lakeshore East	4	2241	2243	A3-SL1-T4-SL1-E4-Cherry-E5
3932/E3932W	Kitchener	Willowbrook	7	2251	2301	A1-NL2-T7-NL2-A2
4138/4141	Pearson	Pearson	1	2252	2300	GN-A1-NL1-T1-NL1-B-C1-C2
4140/4143	Pearson	Pearson	1	2307	2315	GN-A1-NL1-T1-NL1-B-C1-C2
V59	Kingston	Oakville	8	2307	2317	E3-T8-NL2-A2
E8124/E8125W	BNY (Spare)	Willowbrook		2310	0045	
9037/1037	Lakeshore East	Lakeshore West	2	2311	2313	E3-CL-E1-NL1-T2-SL1-A2
1036/9036	Lakeshore West	Lakeshore East	4	2311	2313	A3-SL1-T4-SL1-E4-Cherry-E5
V88	Kitchener	Oakville	9W	2317	2327	A1-NL2-T9-NL2-A2
4142/4145	Pearson	Pearson	1	2322	2330	GN-A1-NL1-T1-NL1-B-C1
7537/E7537W	Stouffville	Willowbrook	2	2327	2330	E3-CL-E1-NL1-T2-SL1-A2
V669	Kingston	Oakville	8	2333	2343	E3-T8-NL2-A2
6236/E6236W	Barrie	Willowbrook	3	2333	2343	C1-C2-A1-T3-SL1-A2
4144/4147	Pearson	Pearson	1	2337	2345	GN-A1-NL1-T1-NL1-B-C1
9237/1237	Lakeshore East	Lakeshore West	2	2341	2343	E3-CL-E1-NL1-T2-SL1-A2
1236/9236	Lakeshore West	Lakeshore East	4	2341	2343	A3-SL1-T4-SL1-E2-CL-E4
4146/4149	Pearson	Pearson	1	2352	2359	GN-A1-NL1-T1-NL1-B-C1
4148/4151	Pearson	Pearson	1	0007	0015	GN-A1-NL1-T1-NL1-B-C1
9039/1039	Lakeshore East	Lakeshore West	2	0011	0013	E3-CL-E1-NL1-T2-SL1-A2
1038/9038	Lakeshore West	Lakeshore East	3	0011	0013	A3-SL1-T3-SL1-E2-CL-E4
4150/4153	Pearson	Pearson	1	0022	0030	GN-A1-NL1-T1-NL1-B-C1

**ROUTING STRATEGY 13+13b** continued..

Effective Friday night through Saturday morning

Trip	From	To	Track	Arrival	Departure	Routing
7539/E7539W	Stouffville	Willowbrook	2	0027	0030	E3-CL-E1-NL1-T2-SL1-A2
4152/4155	Pearson	Pearson	1	0037	0045	GN-A1-NL1-T1-NL1-B-C1
9239/1239	Lakeshore East	Lakeshore West	2	0041	0043	E3-CL-E1-NL1-T2-SL1-A2
1238/9238	Lakeshore West	Lakeshore East	3	0041	0043	A3-SL1-T3-SL1-E2-CL-E4
4154/4157	Pearson	Pearson	1	0052	0100	GN-A1-NL1-T1-NL1-B-C1
4156/E4156T	Pearson	Willowbrook	1	0107	0117	GN-A1-NL1-T1-NL1-A2
4158/E4158W	Pearson	Willowbrook	1	0122	0132	GN-A1-NL1-T1-NL1-A2
E4153U/E4153W	Pearson	Willowbrook	1	0128	0138	GN-A1-A2
E4155U/E4155W	Pearson	Willowbrook	1	0143	0153	GN-A1-A2
E4157U/E4157W	Pearson	Willowbrook	1	0158	0158	GN-A1-A2
E4157U/E4157W	Pearson	Willowbrook	1	0158	0158	C2-NL1-T1-NL1-D1

AM Trips

Trip	From	To	Track	Arrival	Departure	Routing
E4201/4201	Willowbrook	Pearson	1	0446	0455	A2-NL1-T1-NL1-A1-GN
E4203/4203	Willowbrook	Pearson	1	0501	0510	A2-NL1-T1-NL1-A1-GN
E4001/4001	Willowbrook	Pearson	1	0510	0530	A2-NL1-T1-NL1-A1-GN
E4003/4003	Willowbrook	Pearson	1	0525	0545	A2-NL1-T1-NL1-A1-GN
E4006U/E4006	Willowbrook	Pearson		0526	0526	A2-A1-GN
4002/4005	Pearson	Pearson	1	0552	0600	C1-B-NL1-T1-NL1-A1
V60/50	Oakville	Kingston	9	555	640	A2-NL2-T9

## ROUTING STRATEGY 17+17a

Effective Saturday night through Sunday morning

Trip	From	To	Track	Arrival	Departure	Routing
3430/7432	Kitchener	Stouffville	7	1951	2015	GN-A1-NL2-T7-SL1-E4
4114/4117	Pearson	Pearson	1	1952	2000	GN-A1-NL1-T1-NL1-B-C1-171-C2
4116/4119	Pearson	Pearson	1	2007	2015	GN-A1-NL1-T1-NL1-B-C1-171-C2
1030/9030	LS West	LS East	4	2010	2013	A3-SL1-T4-SL1-E4-CL-E5
9031/1031	LS East	LS West	2	2010	2013	E3-CL-E1-NL1-T2-SL1-A2
6130/6133	Barrie	Barrie	3	2013	2020	C1-162-C2-165-GN-A1-T3-A1-NL2-B-C1
4118/4121	Pearson	Pearson	1	2022	2030	GN-A1-NL1-T1-NL1-B-C1-171-C2
7531/3533	Stouffville	Kitchener	5	2027	2053	E3-CL-E1-NL1-T5-A3-NL2-B-C1
2530/E2530W	Milton	Willowbrook	7	2035	2045	GS-A2-NL2-T7-NL2-A2
4120/4123	Pearson	Pearson	1	2037	2045	GN-A1-NL1-T1-NL1-B-C1-171-C2
9231/1231	LS East	LS West	2	2040	2043	E3-CL-E1-NL1-T2-SL1-A2
1230/9230	LS West	LS East	4	2040	2043	A3-SL1-T4-SL1-E4-CL-E5
5832/5835	Richmond Hill	Richmond Hill	1	2048	2100	E1-NL1-T1-SL1-E2
3432/7434	Kitchener	Stouffville	7	2051	2115	GN-A1-NL2-T7-SL1-E4
4122/4125	Pearson	Pearson	1	2052	2100	GN-A1-NL1-T1-NL1-B-C1-171-C2
4124/4127	Pearson	Pearson	1	2107	2115	GN-A1-NL1-T1-NL1-B-C1-171-C2
1032/9032	LS West	LS East	4	2110	2113	A3-SL1-T4-SL1-E4-CL-E5
9033/1033	LS East	LS West	2	2110	2113	E3-CL-E1-NL1-T2-SL1-A2
6132/6835	Barrie	Barrie	3	2113	2130	C1-162-C2-165-GN-A1-T3-A1-NL2-B-C1
4126/4129	Pearson	Pearson	1	2122	2130	GN-A1-NL1-T1-NL1-B-C1-171-C2
1982/E1982W	Niagara	Willowbrook	4	2124	2134	A3-SL1-T4-A2
7533/3535	Stouffville	Kitchener	5	2127	2153	E3-CL-E1-NL1-T5-A3-NL2-B-C1
4128/4131	Pearson	Pearson	1	2137	2145	GN-A1-NL1-T1-NL1-B-C1-171-C2
9233/1233	LS East	LS West	2	2140	2143	E3-CL-E1-NL1-T2-SL1-A2
1232/9232	LS West	LS East	4	2140	2143	A3-SL1-T4-SL1-E4-CL-E5
V78	Oakville	Oakville	9W	2151	2201	A3-NL2-T9-NL2-A2
3434/7736	Kitchener	Stouffville	7	2151	2215	GN-A1-NL2-T7-SL1-E4
4130/4133	Pearson	Pearson	1	2152	2200	GN-A1-NL1-T1-NL1-B-C1-171-C2
4132/4135	Pearson	Pearson	1	2207	2215	GN-A1-NL1-T1-NL1-B-C1
1034/9034	LS West	LS East	4	2210	2213	A3-SL1-T4-SL1-E4-CL-E5
9035/1035	LS East	LS West	2	2210	2213	E3-CL-E1-NL1-T2-SL1-A2
4134/4137	Pearson	Pearson	1	2222	2230	GN-A1-NL1-T1-NL1-B-C1-171-C2
6832/6837	Barrie	Barrie	3	2223	2240	C1-162-C2-165-GN-A1-T3-A1-NL2-B-C1
7535/3537	Stouffville	Kitchener	5	2227	2253	E3-CL-E1-NL1-T5-A3-NL2-B-C1
4136/4139	Pearson	Pearson	1	2237	2245	GN-A1-NL1-T1-NL1-B-C1-171-C2
9235/1235	LS East	LS West	2	2240	2243	E3-CL-E1-NL1-T2-SL1-A2
1234/9234	LS West	LS East	4	2240	2243	A3-SL1-T4-SL1-E4-CL-E5
5836/5839	Richmond Hill	Richmond Hill	1	2248	2300	E1-NL1-T1-SL1-E2
3436/7738	Kitchener	Stouffville	7	2251	2315	GN-A1-NL2-T7-SL1-E4
4138/4141	Pearson	Pearson	1	2252	2300	GN-A1-NL1-T1-NL1-B-C1-171-C2
4140/4143	Pearson	Pearson	1	2307	2315	GN-A1-NL1-T1-NL1-B-C1
V59	Kingston	Oakville	8	2307	2317	E3-T8-NL2-A2
1036/9036	LS West	LS East	4	2310	2313	A3-SL1-T4-SL1-E4-CL-E5
9037/1037	LS East	LS West	2	2310	2313	E3-CL-E1-NL1-T2-SL1-A2
V88	Kitchener	Oakville	9W	2317	2327	GN-A1-NL2-T9-NL2-A2
4142/4145	Pearson	Pearson	1	2322	2330	GN-A1-NL1-T1-NL1-B-C1
7537/3539	Stouffville	Kitchener	5	2327	2353	E3-CL-E1-NL1-T5-A3-NL2-B-C1
E8122/E8123X	LS East	LS East		0720	2304	
E6839/6839	Willowbrook	Barrie	3	2330	2340	A3-NL1-T3-SL1-A2
6236/E6236W	Barrie	Willowbrook	7	2333	2343	C1-162-C2-165-GN-A1-NL2-T7-NL2-A2
V669	Kingston	Oakville	8	2333	2343	E3-T8-NL2-A2
4144/4147	Pearson	Pearson	1	2337	2345	GN-A1-NL1-T1-NL1-B-C1
9237/1237	LS East	LS West	2	2340	2343	E3-CL-E1-NL1-T2-SL1-A2
1236/9236	LS West	LS East	4	2340	2343	A3-SL1-T4-SL1-E2-CL-E4
3438/7740	Kitchener	Stouffville	3	2351	0015	GN-A1-T3-SL1-E2-CL-E4
4146/4149	Pearson	Pearson	1	2352	2359	GN-A1-NL1-T1-NL1-B-C1
4148/4151	Pearson	Pearson	1	0007	0015	GN-A1-NL1-T1-NL1-B-C1

## **ROUTING STRATEGY 17+17a**

Effective Saturday night through Sunday morning

<b>Trip</b>	<b>From</b>	<b>To</b>	<b>Track</b>	<b>Arrival</b>	<b>Departure</b>	<b>Routing</b>
1038/9038	LS West	LS East	4	0010	0013	A3-SL1-T4-SL1-E2-CL-E4
9039/1039	LS East	LS West	2	0010	0013	E3-CL-E1-NL1-T2-SL1-A2
E5839U/E5839W	Richmond Hill	Willowbrook	2	0020	0020	E1-NL1-T2-SL1-A2
4150/4153	Pearson	Pearson	1	0022	0030	GN-A1-NL1-T1-NL1-B-C1
4152/4155	Pearson	Pearson	1	0037	0045	GN-A1-NL1-T1-NL1-B-C1
9239/1239	LS East	LS West	2	0040	0043	E3-CL-E1-NL1-T2-SL1-A2
1238/9238	LS West	LS East	3	0040	0043	A3-SL1-T3-SL1-E2-CL-E4
3440/E3440W	Kitchener	Willowbrook	3	0051	0101	GN-A1-T3-NL1-A2
4154/4157	Pearson	Pearson	1	0052	0100	GN-A1-NL1-T1-NL1-B-C1
1990/E1990W	Niagara	Willowbrook	2	0104	0114	A3-NL1-T2-NL1-A2
4156/E4156T	Pearson	Willowbrook	1	0107	0117	GN-A1-NL1-T1-NL1-A2
4158/E4158W	Pearson	Willowbrook	1	0122	0132	GN-A1-NL1-T1-NL1-A2
E4153U/E4153W	Pearson	Willowbrook	1	0128	0128	GN-A1-A2
E3539/E3539W	Kitchener	Willowbrook	2	0132	0142	GN-A1-NL1-T2-NL1-A2
E4155U/E4155W	Pearson	Willowbrook	1	0143	0153	GN-A1-A2
E4157U/E4157W	Pearson	Willowbrook	1	0158	0158	GN-A1-A2

## AM Trips

<b>Trip</b>	<b>From</b>	<b>To</b>	<b>Track</b>	<b>Arrival</b>	<b>Departure</b>	<b>Routing</b>
E4201/4201	Willowbrook	Pearson	1	0446	0455	A2-NL1-T1-NL1-A1-GN
E4203/4203	Willowbrook	Pearson	1	0501	0510	A2-NL1-T1-NL1-A1-GN
E4001/4001	Willowbrook	Pearson	1	0510	0530	A2-NL1-T1-NL1-A1-GN
E4003/4003	Willowbrook	Pearson	1	0525	0545	A2-NL1-T1-NL1-A1-GN
E4006U/E4006	Willowbrook	Pearson	1	0526	0526	A2-A1-GN
4002/4005	Pearson	Pearson	1	0552	0600	C1-B-NL1-T1-NL1-A1

## ROUTING STRATEGY 17+17b

Effective Sunday night through Monday morning

Trip	From	To	Track	Arrival	Departure	Routing
3430/7432	Kitchener	Stouffville	7	1951	2015	GN-A1-NL2-T7-SL1-E4
4114/4117	Pearson	Pearson	1	1952	2000	GN-A1-NL1-T1-NL1-B-C1-171-C2
V55	Kingston	Oakville	8	1957	2007	E3-T8-NL2-A2
4116/4119	Pearson	Pearson	1	2007	2015	GN-A1-NL1-T1-NL1-B-C1-171-C2
1030/9030	LS West	LS East	4	2010	2013	A3-SL1-T4-SL1-E2-CL-E5
9031/1031	LS East	LS West	2	2010	2013	E3-CL-E1-NL1-T2-SL1-A2
6130/6133	Barrie	Barrie	3	2013	2020	C1-162-C2-165-GN-A1-T3-A1-NL2-B-C1
4118/4121	Pearson	Pearson	1	2022	2030	GN-A1-NL1-T1-NL1-B-C1-171-C2
7531/3533	Stouffville	Kitchener	5	2027	2053	E3-CL-E1-NL1-T5-A3-NL2-B-C1
2530/E2530W	Milton	Willowbrook	7	2035	2045	GS-A2-NL2-T7-NL2-A2
4120/4123	Pearson	Pearson	1	2037	2045	GN-A1-NL1-T1-NL1-B-C1-171-C2
9231/1231	LS East	LS West	2	2040	2043	E3-CL-E1-NL1-T2-SL1-A2
1230/9230	LS West	LS East	4	2040	2043	A3-SL1-T4-SL1-E2-CL-E5
5832/5835	Richmond Hill	Richmond Hill	1	2048	2100	E1-NL1-T1-SL1-E2
3432/7434	Kitchener	Stouffville	7	2051	2115	GN-A1-NL2-T7-SL1-E4
4122/4125	Pearson	Pearson	1	2052	2100	GN-A1-NL1-T1-NL1-B-C1-171-C2
4124/4127	Pearson	Pearson	1	2107	2115	GN-A1-NL1-T1-NL1-B-C1-171-C2
1032/9032	LS West	LS East	4	2110	2113	A3-SL1-T4-SL1-E2-CL-E5
9033/1033	LS East	LS West	2	2110	2113	E3-CL-E1-NL1-T2-SL1-A2
6132/6835	Barrie	Barrie	3	2113	2130	C1-162-C2-165-GN-A1-T3-A1-NL2-B-C1
V69	Kingston	Oakville	8	2115	2125	E3-T8-NL2-A2
4126/4129	Pearson	Pearson	1	2122	2130	GN-A1-NL1-T1-NL1-B-C1-171-C2
1982/E1982W	Niagara	Willowbrook	4	2124	2134	A3-SL1-T4-A2
7533/3535	Stouffville	Kitchener	5	2127	2153	E3-CL-E1-NL1-T5-A3-NL2-B-C1
4128/4131	Pearson	Pearson	1	2137	2145	GN-A1-NL1-T1-NL1-B-C1-171-C2
9233/1233	LS East	LS West	2	2140	2143	E3-CL-E1-NL1-T2-SL1-A2
1232/9232	LS West	LS East	4	2140	2143	A3-SL1-T4-SL1-E2-CL-E5
V647	Kingston	Oakville	8	2145	2155	E3-T8-NL2-A2
V78	Oakville	Oakville	9W	2151	2201	A3-NL2-T9-NL2-A2
3434/7736	Kitchener	Stouffville	7	2151	2215	GN-A1-NL2-T7-SL1-E4
4130/4133	Pearson	Pearson	1	2152	2200	GN-A1-NL1-T1-NL1-B-C1-171-C2
4132/4135	Pearson	Pearson	1	2207	2215	GN-A1-NL1-T1-NL1-B-C1
1034/9034	LS West	LS East	4	2210	2213	A3-SL1-T4-SL1-E2-CL-E5
9035/1035	LS East	LS West	2	2210	2213	E3-CL-E1-NL1-T2-SL1-A2
4134/4137	Pearson	Pearson	1	2222	2230	GN-A1-NL1-T1-NL1-B-C1-171-C2
6832/6837	Barrie	Barrie	3	2223	2240	C1-162-C2-165-GN-A1-T3-A1-NL2-B-C1
7535/3537	Stouffville	Kitchener	5	2227	2253	E3-CL-E1-NL1-T5-A3-NL2-B-C1
4136/4139	Pearson	Pearson	1	2237	2245	GN-A1-NL1-T1-NL1-B-C1-171-C2
9235/1235	LS East	LS West	2	2240	2243	E3-CL-E1-NL1-T2-SL1-A2
1234/9234	LS West	LS East	4	2240	2243	A3-SL1-T4-SL1-E2-CL-E5
5836/5839	Richmond Hill	Richmond Hill	1	2248	2300	E1-NL1-T1-SL1-E2
3436/7738	Kitchener	Stouffville	7	2251	2315	GN-A1-NL2-T7-SL1-E4
4138/4141	Pearson	Pearson	1	2252	2300	GN-A1-NL1-T1-NL1-B-C1-171-C2
4140/4143	Pearson	Pearson	1	2307	2315	GN-A1-NL1-T1-NL1-B-C1
V59	Kingston	Oakville	8	2307	2317	E3-T8-NL2-A2
1036/9036	LS West	LS East	4	2310	2313	A3-SL1-T4-SL1-E2-CL-E5
9037/1037	LS East	LS West	2	2310	2313	E3-CL-E1-NL1-T2-SL1-A2
V88	Kitchener	Oakville	9W	2317	2327	GN-A1-NL2-T9-NL2-A2
4142/4145	Pearson	Pearson	1	2322	2330	GN-A1-NL1-T1-NL1-B-C1
7537/3539	Stouffville	Kitchener	5	2327	2353	E3-CL-E1-NL1-T5-A3-NL2-B-C1
E8122/E8123X	LS East	LS East		0720	2304	
E6839/6839	Willowbrook	Barrie	3	2330	2340	A3-NL1-T3-SL1-A2
6236/E6236W	Barrie	Willowbrook	7	2333	2343	C1-162-C2-165-GN-A1-NL2-T7-NL2-A2
V669	Kingston	Oakville	8	2333	2343	E3-T8-NL2-A2
4144/4147	Pearson	Pearson	1	2337	2345	GN-A1-NL1-T1-NL1-B-C1
9237/1237	LS East	LS West	2	2340	2343	E3-CL-E1-NL1-T2-SL1-A2
1236/9236	LS West	LS East	4	2340	2343	A3-SL1-T4-SL1-E2-CL-E4



**ROUTING STRATEGY 17+17b** continued..

Effective Sunday night through Monday morning

Trip	From	To	Track	Arrival	Departure	Routing
3438/7740	Kitchener	Stouffville	3	2351	0015	GN-A1-T3-SL1-E2-CL-E4
4146/4149	Pearson	Pearson	1	2352	2359	GN-A1-NL1-T1-NL1-B-C1
4148/4151	Pearson	Pearson	1	0007	0015	GN-A1-NL1-T1-NL1-B-C1
1038/9038	LS West	LS East	4	0010	0013	A3-SL1-T4-SL1-E2-CL-E4
9039/1039	LS East	LS West	2	0010	0013	E3-CL-E1-NL1-T2-SL1-A2
E5839U/E5839F	Richmond Hill	Barrie	2	0020	0020	E1-NL1-T2-B-C1
4150/4153	Pearson	Pearson	1	0022	0030	GN-A1-NL1-T1-NL1-B-C1
4152/4155	Pearson	Pearson	1	0037	0045	GN-A1-NL1-T1-NL1-B-C1
9239/1239	LS East	LS West	2	0040	0043	E3-CL-E1-NL1-T2-SL1-A2
1238/9238	LS West	LS East	3	0040	0043	A3-SL1-T3-SL1-E2-CL-E4
3440/E3440	Kitchener	Stouffville	2	0051	0055	GN-A1-T3-SL1-E2-CL-E4
4154/4157	Pearson	Pearson	1	0052	0100	GN-A1-NL1-T1-NL1-B-C1
1990/E1990W	Niagara	Willowbrook	2	0104	0114	A3-NL1-T2-NL1-A2
4156/E4156T	Pearson	Willowbrook	1	0107	0117	GN-A1-NL1-T1-NL1-A2
4158/E4158W	Pearson	Willowbrook	1	0122	0132	GN-A1-NL1-T1-NL1-A2
E4153U/E4153W	Pearson	Willowbrook	1	0128	0128	GN-A1-A2
E3539/E3539W	Kitchener	Willowbrook	2	0132	0142	GN-A1-NL1-T2-NL1-A2
E4155U/E4155W	Pearson	Willowbrook	1	0143	0153	GN-A1-A2
E4157U/E4157W	Pearson	Willowbrook	1	0158	0158	GN-A1-A2

AM Trips

Trip	From	To	Track	Arrival	Departure	Routing
E3402U/E3402	Willowbrook	Kitchener	2	410	420	A2-NL1-B-T2-B-NL1-A1-GN
E4201/4201	Willowbrook	Pearson	1	446	455	A2-NL1-T1-NL1-A1-GN
E4203/4203	Willowbrook	Pearson	1	501	510	A2-NL1-T1-NL1-A1-GN
E4001/4001	Willowbrook	Pearson	1	510	530	A2-NL1-T1-NL1-A1-GN
E4003/4003	Willowbrook	Pearson	1	525	545	A2-NL1-T1-NL1-A1-GN
E4006U/E4006	Willowbrook	Pearson		526	526	A2-A1-GN
E9057U/E9057	Willowbrook	Lakeshore East	3	550	550	A2-NL1-T3-SL1-E2-CL-E3
V60/50	Oakville	Kingston	9	555	640	A2-NL2-T9
4002/4005	Pearson	Pearson	1	552	600	C1-B-NL1-T1-NL1-A1

## ROUTING STRATEGY 14+14a

Effective Monday-Thursday nights through Tuesday-Friday mornings

Trip	From	To	Track	Arrival	Departure	Routing
4114/4117	Pearson	Pearson	1	1952	2000	C2-NL1-T1-NL1-A1
V55	Kingston	Oakville	11	1957	2007	E3-SL2-T11-NL2-D1
4116/4119	Pearson	Pearson	1	2007	2015	C2-NL1-T1-NL1-A1
9031/1031	Lakeshore East	Lakeshore West	4	2011	2013	E3-CL-E1-NL1-T4-SL1-D1
1030/9030	Lakeshore West	Lakeshore East	6	2011	2013	D2-SL1-T6-SL1-E4-Cherry-E5
4118/4121	Pearson	Pearson	1	2022	2030	C2-NL1-T1-NL1-A1
E6233/6233	Willowbrook	Barrie	2	2030	2040	D2-NL1-T2-B-C1
4120/4123	Pearson	Pearson	1	2037	2045	C2-NL1-T1-NL1-A1
9231/1231	Lakeshore East	Lakeshore West	4	2041	2043	E3-CL-E1-NL1-T4-SL1-D1
1230/9230	Lakeshore West	Lakeshore East	6	2041	2043	D2-SL1-T6-SL1-E4-Cherry-E5
E3533/3533	BNY	Kitchener	3	2043	2053	B-NL2-A1-T3-A1-NL2-B-C1
3432/7434	Kitchener	Stouffville	5	2051	2115	C2-NL1-T5-SL1-E4
4122/4125	Pearson	Pearson	1	2052	2100	C2-NL1-T1-NL1-A1
4124/4127	Pearson	Pearson	1	2107	2115	C2-NL1-T1-NL1-A1
9033/1033	Lakeshore East	Lakeshore West	4	2111	2113	E3-CL-E1-NL1-T4-SL1-D1
1032/9032	Lakeshore West	Lakeshore East	6	2111	2113	D2-SL1-T6-SL1-E4-Cherry-E5
V69	Kingston	Oakville	11	2115	2125	E3-SL2-T11-NL2-D1
4126/4129	Pearson	Pearson	1	2122	2130	C2-NL1-T1-NL1-A1
E6235U/6235	Richmond Hill	Barrie	2	2130	2140	E1-NL1-T2-B-C1
E3935/3935	BNY	Kitchener	3	2133	2153	B-NL2-A1-T3-A1-NL2-B-C1
6232/7436	Barrie	Stouffville	5	2133	2215	C1-162-C2-NL1-T5-SL1-E4
4128/4131	Pearson	Pearson	1	2137	2145	C2-NL1-T1-NL1-A1
9233/1233	Lakeshore East	Lakeshore West	4	2141	2143	E3-CL-E1-NL1-T4-SL1-D1
1232/9232	Lakeshore West	Lakeshore East	6	2141	2143	D2-SL1-T6-SL1-E4-Cherry-E5
V647	Kingston	Oakville	11	2145	2155	E3-SL2-T11-NL2-D1
3434/E3434W	Kitchener	Willowbrook	2	2151	2201	C2-NL1-T2-SL1-D1
4130/4133	Pearson	Pearson	1	2152	2200	C2-NL1-T1-NL1-A1
4132/4135	Pearson	Pearson	1	2207	2215	C2-NL1-T1-NL1-A1
9035/1035	Lakeshore East	Lakeshore West	4	2211	2213	E3-CL-E1-NL1-T4-SL1-D1
1034/9034	Lakeshore West	Lakeshore East	6	2211	2213	D2-SL1-T6-SL1-E4-Cherry-E5
4134/4137	Pearson	Pearson	1	2222	2230	C2-NL1-T1-NL1-A1
7535/6537	Stouffville	Barrie	2	2227	2240	E3-CL-E1-NL1-T2-B-C1
E7738/7738	Kitchener	Stouffville	5	2232	2315	C2-NL1-T5-SL1-E4
6234/3937	Barrie	Kitchener	3	2233	2253	C1-162-C2-NL1-T3-A1-NL2-B-C1
4136/4139	Pearson	Pearson	1	2237	2245	C2-NL1-T1-NL1-A1
9235/1235	Lakeshore East	Lakeshore West	4	2241	2243	E3-CL-E1-NL1-T4-SL1-D1
1234/9234	Lakeshore West	Lakeshore East	6	2241	2243	D2-SL1-T6-SL1-E4-Cherry-E5
3932/E3932W	Kitchener	Willowbrook	2	2251	2301	C2-NL1-T2-SL1-D1
4138/4141	Pearson	Pearson	1	2252	2300	C2-NL1-T1-NL1-A1
4140/4143	Pearson	Pearson	1	2307	2315	C2-NL1-T1-NL1-A1
V59	Kingston	Oakville	11	2307	2317	E3-SL2-T11-NL2-D1
E8124/E8125W	BNY (Spare)	Willowbrook		2310	0045	
9037/1037	Lakeshore East	Lakeshore West	2	2311	2313	E3-CL-E1-NL1-T2-SL1-D1
1036/9036	Lakeshore West	Lakeshore East	4	2311	2313	D2-SL1-T4-SL1-E4-Cherry-E5
V88	Kitchener	Oakville	10W	2317	2327	C2-NL2-10W-NL2-D1
4142/4145	Pearson	Pearson	1	2322	2330	C2-NL1-T1-B-C1
7537/E7537W	Stouffville	Willowbrook	2	2327	2330	E3-CL-E1-NL1-T2-SL1-D1
V669	Kingston	Oakville	11	2333	2343	E3-SL2-T11-NL2-D1
6236/E6236W	Barrie	Willowbrook	3	2333	2343	C1-162-C2-NL1-T3-SL1-D1
4144/4147	Pearson	Pearson	1	2337	2345	C2-NL1-T1-B-C1
9237/1237	Lakeshore East	Lakeshore West	2	2341	2343	E3-CL-E1-NL1-T2-SL1-D1
1236/9236	Lakeshore West	Lakeshore East	4	2341	2343	D2-SL1-T4-SL1-E2-CL-E4
4146/4149	Pearson	Pearson	1	2352	2359	C2-NL1-T1-B-C1
4148/4151	Pearson	Pearson	1	0007	0015	C2-NL1-T1-B-C1
9039/1039	Lakeshore East	Lakeshore West	2	0011	0013	E3-CL-E1-NL1-T2-SL1-D1
1038/9038	Lakeshore West	Lakeshore East	3	0011	0013	D2-SL1-T3-SL1-E2-CL-E4
4150/4153	Pearson	Pearson	1	0022	0030	C2-NL1-T1-B-C1

**ROUTING STRATEGY 14+14a** continued..

Effective Monday-Thursday nights through Tuesday-Friday mornings

Trip	From	To	Track	Arrival	Departure	Routing
7539/E7539W	Stouffville	Willowbrook	2	0027	0030	E3-CL-E1-NL1-T2-SL1-D1
4152/4155	Pearson	Pearson	1	0037	0045	C2-NL1-T1-B-C1
9239/1239	Lakeshore East	Lakeshore West	2	0041	0043	E3-CL-E1-NL1-T2-SL1-D1
1238/9238	Lakeshore West	Lakeshore East	3	0041	0043	D2-SL1-T3-SL1-E2-CL-E4
4154/4157	Pearson	Pearson	1	0052	0100	C2-NL1-T1-B-C1
4156/E4156T	Pearson	Willowbrook	1	0107	0117	C2-NL1-T1-NL1-D1
4158/E4158W	Pearson	Willowbrook	1	0122	0132	C2-NL1-T1-NL1-D1
E4153U/E4153W	Pearson	Willowbrook	1	0128	0138	C2-NL1-T1-NL1-D1
E4155U/E4155W	Pearson	Willowbrook	1	0143	0153	C2-NL1-T1-NL1-D1
E4157U/E4157W	Pearson	Willowbrook	1	0158	0158	C2-NL1-T1-NL1-D1

AM Trips

Trip	From	To	Track	Arrival	Departure	Routing
E3402U/E3402	Willowbrook	Kitchener	2	410	420	D1-NL1-T2-NL1-C2
E4201/4201	Willowbrook	Pearson	1	446	455	D1-NL1-T1-NL1-C2
E4203/4203	Willowbrook	Pearson	1	501	510	D1-NL1-T1-NL1-C2
E4001/4001	Willowbrook	Pearson	1	510	530	D1-NL1-T1-NL1-C2
E4003/4003	Willowbrook	Pearson	1	525	545	D1-NL1-T1-NL1-C2
E4006U/E4006	Willowbrook	Pearson		526	526	D1-NL2-C2
E9057U/E9057	Willowbrook	Lakeshore East	2	550	550	D1-NL1-T2-NL1-E2-CL-E3
V60/50	Oakville	Kingston	9	555	640	D1-NL2-T9
4002/4005	Pearson	Pearson	1	552	600	C1-B-NL1-T1-NL1-C2

## ROUTING STRATEGY 14+14b

Effective Friday night through Saturday morning

Trip	From	To	Track	Arrival	Departure	Routing
4114/4117	Pearson	Pearson	1	1952	2000	C2-NL1-T1-NL1-A1
V55	Kingston	Oakville	11	1957	2007	E3-SL2-T11-NL2-D1
4116/4119	Pearson	Pearson	1	2007	2015	C2-NL1-T1-NL1-A1
9031/1031	Lakeshore East	Lakeshore West	4	2011	2013	E3-CL-E1-NL1-T4-SL1-D1
1030/9030	Lakeshore West	Lakeshore East	6	2011	2013	D2-SL1-T6-SL1-E4-Cherry-E5
4118/4121	Pearson	Pearson	1	2022	2030	C2-NL1-T1-NL1-A1
E6233/6233	Willowbrook	Barrie	2	2030	2040	D2-NL1-T2-B-C1
4120/4123	Pearson	Pearson	1	2037	2045	C2-NL1-T1-NL1-A1
9231/1231	Lakeshore East	Lakeshore West	4	2041	2043	E3-CL-E1-NL1-T4-SL1-D1
1230/9230	Lakeshore West	Lakeshore East	6	2041	2043	D2-SL1-T6-SL1-E4-Cherry-E5
E3533/3533	BNY	Kitchener	3	2043	2053	B-NL2-A1-T3-A1-NL2-B-C1
3432/7434	Kitchener	Stouffville	5	2051	2115	C2-NL1-T5-SL1-E4
4122/4125	Pearson	Pearson	1	2052	2100	C2-NL1-T1-NL1-A1
4124/4127	Pearson	Pearson	1	2107	2115	C2-NL1-T1-NL1-A1
9033/1033	Lakeshore East	Lakeshore West	4	2111	2113	E3-CL-E1-NL1-T4-SL1-D1
1032/9032	Lakeshore West	Lakeshore East	6	2111	2113	D2-SL1-T6-SL1-E4-Cherry-E5
V69	Kingston	Oakville	11	2115	2125	E3-SL2-T11-NL2-D1
4126/4129	Pearson	Pearson	1	2122	2130	C2-NL1-T1-NL1-A1
E6235U/6235	Richmond Hill	Barrie	2	2130	2140	E1-NL1-T2-B-C1
E3935/3935	BNY	Kitchener	3	2133	2153	B-NL2-A1-T3-A1-NL2-B-C1
6232/7436	Barrie	Stouffville	5	2133	2215	C1-162-C2-NL1-T5-SL1-E4
4128/4131	Pearson	Pearson	1	2137	2145	C2-NL1-T1-NL1-A1
9233/1233	Lakeshore East	Lakeshore West	4	2141	2143	E3-CL-E1-NL1-T4-SL1-D1
1232/9232	Lakeshore West	Lakeshore East	6	2141	2143	D2-SL1-T6-SL1-E4-Cherry-E5
V647	Kingston	Oakville	11	2145	2155	E3-SL2-T11-NL2-D1
3434/E3434W	Kitchener	Willowbrook	2	2151	2201	C2-NL1-T2-SL1-D1
4130/4133	Pearson	Pearson	1	2152	2200	C2-NL1-T1-NL1-A1
4132/4135	Pearson	Pearson	1	2207	2215	C2-NL1-T1-NL1-A1
9035/1035	Lakeshore East	Lakeshore West	4	2211	2213	E3-CL-E1-NL1-T4-SL1-D1
1034/9034	Lakeshore West	Lakeshore East	6	2211	2213	D2-SL1-T6-SL1-E4-Cherry-E5
4134/4137	Pearson	Pearson	1	2222	2230	C2-NL1-T1-NL1-A1
7535/6537	Stouffville	Barrie	2	2227	2240	E3-CL-E1-NL1-T2-B-C1
E7738/7738	Kitchener	Stouffville	5	2232	2315	C2-NL1-T5-SL1-E4
6234/3937	Barrie	Kitchener	3	2233	2253	C1-162-C2-NL1-T3-A1-NL2-B-C1
4136/4139	Pearson	Pearson	1	2237	2245	C2-NL1-T1-NL1-A1
9235/1235	Lakeshore East	Lakeshore West	4	2241	2243	E3-CL-E1-NL1-T4-SL1-D1
1234/9234	Lakeshore West	Lakeshore East	6	2241	2243	D2-SL1-T6-SL1-E4-Cherry-E5
3932/E3932W	Kitchener	Willowbrook	2	2251	2301	C2-NL1-T2-SL1-D1
4138/4141	Pearson	Pearson	1	2252	2300	C2-NL1-T1-NL1-A1
4140/4143	Pearson	Pearson	1	2307	2315	C2-NL1-T1-NL1-A1
V59	Kingston	Oakville	11	2307	2317	E3-SL2-T11-NL2-D1
E8124/E8125W	BNY (Spare)	Willowbrook		2310	0045	
9037/1037	Lakeshore East	Lakeshore West	2	2311	2313	E3-CL-E1-NL1-T2-SL1-D1
1036/9036	Lakeshore West	Lakeshore East	4	2311	2313	D2-SL1-T4-SL1-E4-Cherry-E5
V88	Kitchener	Oakville	10W	2317	2327	C2-NL2-10W-NL2-D1
4142/4145	Pearson	Pearson	1	2322	2330	C2-NL1-T1-B-C1
7537/E7537W	Stouffville	Willowbrook	2	2327	2330	E3-CL-E1-NL1-T2-SL1-D1
V669	Kingston	Oakville	11	2333	2343	E3-SL2-T11-NL2-D1
6236/E6236W	Barrie	Willowbrook	3	2333	2343	C1-162-C2-NL1-T3-SL1-D1
4144/4147	Pearson	Pearson	1	2337	2345	C2-NL1-T1-B-C1
9237/1237	Lakeshore East	Lakeshore West	2	2341	2343	E3-CL-E1-NL1-T2-SL1-D1
1236/9236	Lakeshore West	Lakeshore East	4	2341	2343	D2-SL1-T4-SL1-E2-CL-E4
4146/4149	Pearson	Pearson	1	2352	2359	C2-NL1-T1-B-C1
4148/4151	Pearson	Pearson	1	0007	0015	C2-NL1-T1-B-C1
9039/1039	Lakeshore East	Lakeshore West	2	0011	0013	E3-CL-E1-NL1-T2-SL1-D1
1038/9038	Lakeshore West	Lakeshore East	3	0011	0013	D2-SL1-T3-SL1-E2-CL-E4
4150/4153	Pearson	Pearson	1	0022	0030	C2-NL1-T1-B-C1

**ROUTING STRATEGY 14+14b** continued..

Effective Friday night through Saturday morning

Trip	From	To	Track	Arrival	Departure	Routing
7539/E7539W	Stouffville	Willowbrook	2	0027	0030	E3-CL-E1-NL1-T2-SL1-D1
4152/4155	Pearson	Pearson	1	0037	0045	C2-NL1-T1-B-C1
9239/1239	Lakeshore East	Lakeshore West	2	0041	0043	E3-CL-E1-NL1-T2-SL1-D1
1238/9238	Lakeshore West	Lakeshore East	3	0041	0043	D2-SL1-T3-SL1-E2-CL-E4
4154/4157	Pearson	Pearson	1	0052	0100	C2-NL1-T1-B-C1
4156/E4156T	Pearson	Willowbrook	1	0107	0117	C2-NL1-T1-NL1-D1
4158/E4158W	Pearson	Willowbrook	1	0122	0132	C2-NL1-T1-NL1-D1
E4153U/E4153W	Pearson	Willowbrook	1	0128	0138	C2-NL1-T1-NL1-D1
E4155U/E4155W	Pearson	Willowbrook	1	0143	0153	C2-NL1-T1-NL1-D1
E4157U/E4157W	Pearson	Willowbrook	1	0158	0158	C2-NL1-T1-NL1-D1

AM Trips

Trip	From	To	Track	Arrival	Departure	Routing
E4201/4201	Willowbrook	Pearson	1	0446	0455	D1-NL1-T1-NL1-C2
E4203/4203	Willowbrook	Pearson	1	0501	0510	D1-NL1-T1-NL1-C2
E4001/4001	Willowbrook	Pearson	1	0510	0530	D1-NL1-T1-NL1-C2
E4003/4003	Willowbrook	Pearson	1	0525	0545	D1-NL1-T1-NL1-C2
E4006U/E4006	Willowbrook	Pearson		0526	0526	D1-NL2-C2
4002/4005	Pearson	Pearson	1	0552	0600	C1-B-NL1-T1-NL1-C2
V60/50	Oakville	Kingston	9	0555	0640	D1-NL2-T9

DRAFT

## ROUTING STRATEGY 18+18a

Effective Saturday night through Sunday morning

Trip	From	To	Track	Arrival	Departure	Routing
3430/7432	Kitchener	Stouffville	5	1951	2015	C2-NL1-T5-SL1-E4
4114/4117	Pearson	Pearson	1	1952	2000	C2-NL1-T1-NL1-A1
4116/4119	Pearson	Pearson	1	2007	2015	C2-NL1-T1-NL1-A1
1030/9030	LS West	LS East	6	2010	2013	D2-SL1-T6-SL1-E4-CL-E5
9031/1031	LS East	LS West	4	2010	2013	E3-CL-E1-NL1-T4-SL1-D1
6130/6133	Barrie	Barrie	3	2013	2020	C1-162-C2-NL1-T3-A1-NL2-B-C1
4118/4121	Pearson	Pearson	1	2022	2030	C2-NL1-T1-NL1-A1
7531/3533	Stouffville	Kitchener	2	2027	2053	E3-CL-E1-NL1-T2-B-C1
2530/E2530W	Milton	Willowbrook	3	2035	2045	GS-162-GN-168-C2-NL1-T3
4120/4123	Pearson	Pearson	1	2037	2045	C2-NL1-T1-NL1-A1
9231/1231	LS East	LS West	4	2040	2043	E3-CL-E1-NL1-T4-SL1-D1
1230/9230	LS West	LS East	6	2040	2043	D2-SL1-T6-SL1-E4-CL-E5
5832/5835	Richmond Hill	Richmond Hill	1	2048	2100	E1-NL1-T1-SL1-E2
3432/7434	Kitchener	Stouffville	5	2051	2115	C2-NL1-T5-SL1-E4
4122/4125	Pearson	Pearson	1	2052	2100	C2-NL1-T1-NL1-A1
4124/4127	Pearson	Pearson	1	2107	2115	C2-NL1-T1-NL1-A1
1032/9032	LS West	LS East	6	2110	2113	D2-SL1-T6-SL1-E4-CL-E5
9033/1033	LS East	LS West	4	2110	2113	E3-CL-E1-NL1-T4-SL1-D1
6132/6835	Barrie	Barrie	3	2113	2130	C1-162-C2-NL1-T3-A1-NL2-B-C1
4126/4129	Pearson	Pearson	1	2122	2130	C2-NL1-T1-NL1-A1
1982/E1982W	Niagara	Willowbrook	6	2124	2134	D2-NL1-T6-SL1-D1
7533/3535	Stouffville	Kitchener	2	2127	2153	E3-CL-E1-NL1-T2-B-C1
4128/4131	Pearson	Pearson	1	2137	2145	C2-NL1-T1-NL1-A1
9233/1233	LS East	LS West	4	2140	2143	E3-CL-E1-NL1-T4-SL1-D1
1232/9232	LS West	LS East	6	2140	2143	D2-SL1-T6-SL1-E4-CL-E5
V78	Oakville	Oakville	10W	2151	2201	D2-NL2-T10-NL2-D1
3434/7736	Kitchener	Stouffville	5	2151	2215	C2-NL1-T5-SL1-E4
4130/4133	Pearson	Pearson	1	2152	2200	C2-NL1-T1-NL1-A1
4132/4135	Pearson	Pearson	1	2207	2215	C2-NL1-T1-NL1-A1
1034/9034	LS West	LS East	6	2210	2213	D2-SL1-T6-SL1-E4-CL-E5
9035/1035	LS East	LS West	4	2210	2213	E3-CL-E1-NL1-T4-SL1-D1
4134/4137	Pearson	Pearson	1	2222	2230	C2-NL1-T1-NL1-A1
6832/6837	Barrie	Barrie	3	2223	2240	C1-162-C2-NL1-T3-A1-NL2-B-C1
7535/3537	Stouffville	Kitchener	2	2227	2253	E3-CL-E1-NL1-T2-B-C1
4136/4139	Pearson	Pearson	1	2237	2245	C2-NL1-T1-NL1-A1
9235/1235	LS East	LS West	4	2240	2243	E3-CL-E1-NL1-T4-SL1-D1
1234/9234	LS West	LS East	6	2240	2243	D2-SL1-T6-SL1-E4-CL-E5
5836/5839	Richmond Hill	Richmond Hill	1	2248	2300	E1-NL1-T1-SL1-E2
3436/7738	Kitchener	Stouffville	5	2251	2315	C2-NL1-T5-SL1-E4
4138/4141	Pearson	Pearson	1	2252	2300	C2-NL1-T1-NL1-A1
4140/4143	Pearson	Pearson	1	2307	2315	C2-NL1-T1-NL1-A1
V59	Kingston	Oakville	11	2307	2317	E3-SL2-T11-NL2-D1
1036/9036	LS West	LS East	6	2310	2313	D2-SL1-T6-SL1-E4-CL-E5
9037/1037	LS East	LS West	4	2310	2313	E3-CL-E1-NL1-T4-SL1-D1
V88	Kitchener	Oakville	10W	2317	2327	C2-NL2-T10-NL2-D1
4142/4145	Pearson	Pearson	1	2322	2330	C2-NL1-T1-B-C1
7537/3539	Stouffville	Kitchener	2	2327	2353	E3-CL-E1-NL1-T2-B-C1
E8122/E8123X	LS East	LS East		0720	2304	
E6839/6839	Willowbrook	Barrie	3	2330	2340	D2-NL1-T3-A1-NL2-B-C1
6236/E6236W	Barrie	Willowbrook	5	2333	2343	C1-162-C2-NL1-T5-SL1-D2
V669	Kingston	Oakville	11	2333	2343	E3-SL2-T11-NL2-D1
4144/4147	Pearson	Pearson	1	2337	2345	C2-NL1-T1-B-C1
9237/1237	LS East	LS West	4	2340	2343	E3-CL-E1-NL1-T4-SL1-D1
1236/9236	LS West	LS East	6	2340	2343	D2-SL1-T6-SL1-E2-CL-E4
3438/7740	Kitchener	Stouffville	3	2351	0015	C2-NL1-T3-SL1-E2-CL-E4
4146/4149	Pearson	Pearson	1	2352	2359	C2-NL1-T1-B-C1
4148/4151	Pearson	Pearson	1	0007	0015	C2-NL1-T1-B-C1

**ROUTING STRATEGY 18+18a** continued..

Effective Saturday night through Sunday morning

Trip	From	To	Track	Arrival	Departure	Routing
1038/9038	LS West	LS East	4	0010	0013	D2-SL1-T4-SL1-E2-CL-E4
9039/1039	LS East	LS West	2	0010	0013	E3-CL-E1-NL1-T2-SL1-D1
E5839U/E5839W	Richmond Hill	Willowbrook	2	0020	0020	E1-NL1-T2-SL1-D1
4150/4153	Pearson	Pearson	1	0022	0030	C2-NL1-T1-B-C1
4152/4155	Pearson	Pearson	1	0037	0045	C2-NL1-T1-B-C1
9239/1239	LS East	LS West	2	0040	0043	E3-CL-E1-NL1-T2-SL1-D1
1238/9238	LS West	LS East	3	0040	0043	D2-SL1-T3-SL1-E2-CL-E4
3440/E3440W	Kitchener	Willowbrook	3	0051	0101	C2-NL1-T3-NL1-D1
4154/4157	Pearson	Pearson	1	0052	0100	C2-NL1-T1-B-C1
1990/E1990W	Niagara	Willowbrook	2	0104	0114	D2-NL1-T2-NL1-D1
4156/E4156T	Pearson	Willowbrook	1	0107	0117	C2-NL1-T1-NL1-D1
4158/E4158W	Pearson	Willowbrook	1	0122	0132	C2-NL1-T1-NL1-D1
E4153U/E4153W	Pearson	Willowbrook	1	0128	0128	C2-NL1-T1-NL1-D1
E3539/E3539W	Kitchener	Willowbrook	2	0132	0142	C2-NL1-T2-NL1-D1
E4155U/E4155W	Pearson	Willowbrook	1	0143	0153	C2-NL1-T1-NL1-D1
E4157U/E4157W	Pearson	Willowbrook	1	0158	0158	C2-NL1-T1-NL1-D1

AM Trips

Trip	From	To	Track	Arrival	Departure	Routing
E4201/4201	Willowbrook	Pearson	1	0446	0455	D1-NL1-T1-NL1-C2
E4203/4203	Willowbrook	Pearson	1	0501	0510	D1-NL1-T1-NL1-C2
E4001/4001	Willowbrook	Pearson	1	0510	0530	D1-NL1-T1-NL1-C2
E4003/4003	Willowbrook	Pearson	1	0525	0545	D1-NL1-T1-NL1-C2
E4006U/E4006	Willowbrook	Pearson	1	0526	0526	D1-NL2-C2
4002/4005	Pearson	Pearson	1	0552	0600	C1-B-NL1-T1-NL1-C2

## ROUTING STRATEGY 18+18b

Effective Sunday night through Monday morning

Trip	From	To	Track	Arrival	Departure	Routing
3430/7432	Kitchener	Stouffville	5	1951	2015	C2-NL1-T5-SL1-E4
4114/4117	Pearson	Pearson	1	1952	2000	C2-NL1-T1-NL1-A1
V55	Kingston	Oakville	11	1957	2007	E3-SL2-T11-NL2-D1
4116/4119	Pearson	Pearson	1	2007	2015	C2-NL1-T1-NL1-A1
1030/9030	LS West	LS East	6	2010	2013	D2-SL1-T6-SL1-E4-CL-E5
9031/1031	LS East	LS West	4	2010	2013	E3-CL-E1-NL1-T4-SL1-D1
6130/6133	Barrie	Barrie	3	2013	2020	C1-162-C2-NL1-T3-A1-NL2-B-C1
4118/4121	Pearson	Pearson	1	2022	2030	C2-NL1-T1-NL1-A1
7531/3533	Stouffville	Kitchener	2	2027	2053	E3-CL-E1-NL1-T2-B-C1
2530/E2530W	Milton	Willowbrook	3	2035	2045	GS-162-GN-168-C2-NL1-T3
4120/4123	Pearson	Pearson	1	2037	2045	C2-NL1-T1-NL1-A1
9231/1231	LS East	LS West	4	2040	2043	E3-CL-E1-NL1-T4-SL1-D1
1230/9230	LS West	LS East	6	2040	2043	D2-SL1-T6-SL1-E4-CL-E5
5832/5835	Richmond Hill	Richmond Hill	1	2048	2100	E1-NL1-T1-SL1-E2
3432/7434	Kitchener	Stouffville	5	2051	2115	C2-NL1-T5-SL1-E4
4122/4125	Pearson	Pearson	1	2052	2100	C2-NL1-T1-NL1-A1
4124/4127	Pearson	Pearson	1	2107	2115	C2-NL1-T1-NL1-A1
1032/9032	LS West	LS East	6	2110	2113	D2-SL1-T6-SL1-E4-CL-E5
9033/1033	LS East	LS West	4	2110	2113	E3-CL-E1-NL1-T4-SL1-D1
6132/6835	Barrie	Barrie	3	2113	2130	C1-162-C2-NL1-T3-A1-NL2-B-C1
V69	Kingston	Oakville	11	2115	2125	E3-SL2-T11-NL2-D1
4126/4129	Pearson	Pearson	1	2122	2130	C2-NL1-T1-NL1-A1
1982/E1982W	Niagara	Willowbrook	6	2124	2134	D2-NL1-T6-SL1-D1
7533/3535	Stouffville	Kitchener	2	2127	2153	E3-CL-E1-NL1-T2-B-C1
4128/4131	Pearson	Pearson	1	2137	2145	C2-NL1-T1-NL1-A1
9233/1233	LS East	LS West	4	2140	2143	E3-CL-E1-NL1-T4-SL1-D1
1232/9232	LS West	LS East	6	2140	2143	D2-SL1-T6-SL1-E4-CL-E5
V647	Kingston	Oakville	11	2145	2155	E3-SL2-T11-NL2-D1
V78	Oakville	Oakville	10W	2151	2201	D2-NL2-T10-NL2-D1
3434/7736	Kitchener	Stouffville	5	2151	2215	C2-NL1-T5-SL1-E4
4130/4133	Pearson	Pearson	1	2152	2200	C2-NL1-T1-NL1-A1
4132/4135	Pearson	Pearson	1	2207	2215	C2-NL1-T1-NL1-A1
1034/9034	LS West	LS East	6	2210	2213	D2-SL1-T6-SL1-E4-CL-E5
9035/1035	LS East	LS West	4	2210	2213	E3-CL-E1-NL1-T4-SL1-D1
4134/4137	Pearson	Pearson	1	2222	2230	C2-NL1-T1-NL1-A1
6832/6837	Barrie	Barrie	3	2223	2240	C1-162-C2-NL1-T3-A1-NL2-B-C1
7535/3537	Stouffville	Kitchener	2	2227	2253	E3-CL-E1-NL1-T2-B-C1
4136/4139	Pearson	Pearson	1	2237	2245	C2-NL1-T1-NL1-A1
9235/1235	LS East	LS West	4	2240	2243	E3-CL-E1-NL1-T4-SL1-D1
1234/9234	LS West	LS East	6	2240	2243	D2-SL1-T6-SL1-E4-CL-E5
5836/5839	Richmond Hill	Richmond Hill	1	2248	2300	E1-NL1-T1-SL1-E2
3436/7738	Kitchener	Stouffville	5	2251	2315	C2-NL1-T5-SL1-E4
4138/4141	Pearson	Pearson	1	2252	2300	C2-NL1-T1-NL1-A1
4140/4143	Pearson	Pearson	1	2307	2315	C2-NL1-T1-NL1-A1
V59	Kingston	Oakville	11	2307	2317	E3-SL2-T11-NL2-D1
1036/9036	LS West	LS East	6	2310	2313	D2-SL1-T6-SL1-E4-CL-E5
9037/1037	LS East	LS West	4	2310	2313	E3-CL-E1-NL1-T4-SL1-D1
V88	Kitchener	Oakville	10W	2317	2327	C2-NL2-T10-NL2-D1
4142/4145	Pearson	Pearson	1	2322	2330	C2-NL1-T1-B-C1
7537/3539	Stouffville	Kitchener	2	2327	2353	E3-CL-E1-NL1-T2-B-C1
E8122/E8123X	LS East	LS East		0720	2304	
E6839/6839	Willowbrook	Barrie	3	2330	2340	D2-NL1-T3-A1-NL2-B-C1
6236/E6236W	Barrie	Willowbrook	5	2333	2343	C1-162-C2-NL1-T5-SL1-D2
V669	Kingston	Oakville	11	2333	2343	E3-SL2-T11-NL2-D1
4144/4147	Pearson	Pearson	1	2337	2345	C2-NL1-T1-B-C1
9237/1237	LS East	LS West	4	2340	2343	E3-CL-E1-NL1-T4-SL1-D1
1236/9236	LS West	LS East	6	2340	2343	D2-SL1-T6-SL1-E2-CL-E4



**ROUTING STRATEGY 18+18b** continued..

Effective Sunday night through Monday morning

Trip	From	To	Track	Arrival	Departure	Routing
3438/7740	Kitchener	Stouffville	3	2351	0015	C2-NL1-T3-SL1-E2-CL-E4
4146/4149	Pearson	Pearson	1	2352	2359	C2-NL1-T1-B-C1
4148/4151	Pearson	Pearson	1	0007	0015	C2-NL1-T1-B-C1
1038/9038	LS West	LS East	4	0010	0013	D2-SL1-T4-SL1-E2-CL-E4
9039/1039	LS East	LS West	2	0010	0013	E3-CL-E1-NL1-T2-SL1-D1
E5839U/E5839F	Richmond Hill	Barrie	2	0020	0020	E1-NL1-T2-B-C1
4150/4153	Pearson	Pearson	1	0022	0030	C2-NL1-T1-B-C1
4152/4155	Pearson	Pearson	1	0037	0045	C2-NL1-T1-B-C1
9239/1239	LS East	LS West	2	0040	0043	E3-CL-E1-NL1-T2-SL1-D1
1238/9238	LS West	LS East	3	0040	0043	D2-SL1-T3-SL1-E2-CL-E4
3440/E3440	Kitchener	Stouffville	3	0051	0055	C2-NL1-T3-SL1-E2-CL-E4
4154/4157	Pearson	Pearson	1	0052	0100	C2-NL1-T1-B-C1
1990/E1990W	Niagara	Willowbrook	2	0104	0114	D2-NL1-T2-NL1-D1
4156/E4156T	Pearson	Willowbrook	1	0107	0117	C2-NL1-T1-NL1-D1
4158/E4158W	Pearson	Willowbrook	1	0122	0132	C2-NL1-T1-NL1-D1
E4153U/E4153W	Pearson	Willowbrook	1	0128	0128	C2-NL1-T1-NL1-D1
E3539/E3539W	Kitchener	Willowbrook	2	0132	0142	C2-NL1-T2-NL1-D1
E4155U/E4155W	Pearson	Willowbrook	1	0143	0153	C2-NL1-T1-NL1-D1
E4157U/E4157W	Pearson	Willowbrook	1	0158	0158	C2-NL1-T1-NL1-D1

AM Trips

Trip	From	To	Track	Arrival	Departure	Routing
E3402U/E3402	Willowbrook	Kitchener	2	410	420	D1-NL1-T2-NL1-C2
E4201/4201	Willowbrook	Pearson	1	446	455	D1-NL1-T1-NL1-C2
E4203/4203	Willowbrook	Pearson	1	501	510	D1-NL1-T1-NL1-C2
E4001/4001	Willowbrook	Pearson	1	510	530	D1-NL1-T1-NL1-C2
E4003/4003	Willowbrook	Pearson	1	525	545	D1-NL1-T1-NL1-C2
E4006U/E4006	Willowbrook	Pearson		526	526	D1-NL2-C2
E9057U/E9057	Willowbrook	Lakeshore East	2	550	550	D1-NL1-T2-NL1-E2-CL-E3
V60/50	Oakville	Kingston	9	555	640	D1-NL2-T9
4002/4005	Pearson	Pearson	1	552	600	C1-B-NL1-T1-NL1-C2